



# Ohio 4-H Youth Development State Statistical Report 2005



“4-H is a community of young people across America who are learning leadership, citizenship, and life skills”

# Table of Contents

2005 Statistical Overview . . . . . Pg. 3

## Statewide Statistics

Enrollment, Grade, and Residence . . . . . Pg. 4  
Racial-Ethnic Breakdown . . . . . Pg. 5 - 6  
Adult and Youth Volunteers . . . . . Pg. 6

## Statistics by County

Member Enrollment . . . . . Pg. 7 - 9  
Place of Residence . . . . . Pg. 10 - 11  
Percent of Potential . . . . . Pg. 12 - 13  
4-H Members by Gender . . . . . Pg. 14 - 15  
4-H Members by Grade . . . . . Pg. 16 - 21  
Ethnicity of Membership . . . . . Pg. 22 - 25  
Members Years in 4-H . . . . . Pg. 26 - 28  
Volunteers Years of Service. . . . .Pg. 29 - 32  
State Breakdown of Projects . . . . .Pg. 33 - 40  
County Breakdown of Self Determined Projects . . . . . Pg. 41  
Terminology . . . . .Pg. 42



Prepared by: Jim Elder, Extension Educator,  
West Regional Center, 1219 West Main Cross Street, S.R. 12, Suite 202, Findlay, OH 45840  
Office: 419.422.6106 ext. - 2513 Fax: 419.422.7595  
E-mail: [elder2@ag.osu.edu](mailto:elder2@ag.osu.edu)

All educational programs conducted by Ohio State University Extension are available to clientele on a nondiscriminatory basis without regard to race, color, creed, religion, sexual orientation, national origin, gender, age, disability or Vietnam-era veteran status. Keith L. Smith, Associate Vice President for Ag. Admin. and Director, OSU Extension  
TDD No. 800-589-8292 (Ohio only) or 614-292-1868

2005



# *Statistical Report*

## OHIO 4-H YOUTH DEVELOPMENT

### Who Participates in 4-H?

#### Youth

In 2005, **295,141** youths were involved in **23,295** different Clubs and Groups.

- **35%** participated in organized clubs
- **20%** participated in school enrichment units
- **33%** participated in special interest units.

**12%** of the total youth in the state of Ohio between the ages of 5 and 19 participated in 4-H programs.

#### Volunteers

In 2005, **22,421** adult volunteer leaders were actively involved in 4-H. A total of **4,688** youth volunteered their time for 4-H programs.

The average length of service for 4-H volunteers is 4.32 years. In Ohio, 576 people have been volunteering for the 4-H program for 30 or more years.

#### Ethnicity

**15,255** African American youth were in the 4-H program during 2005 along with **401** American Indian, **6,372** Hispanic, and **1,092** Asian.

#### Camps

**31,709** youth participated in **2,173** 4-H Youth conducted camping sessions.

#### Residence

4-H'ers live in many different areas of the state. The breakdown is as follows:

- **17%** from Farms
- **47%** from Rural areas
- **25%** from Cities 10,000-50,000
- **4%** from Suburbs
- **7%** from Metropolitan Cities

#### Gender

**53%** of 4-H'ers are female and **47%** are male.

#### 4-H Projects and Programs

A total of **345,523** 4-H projects and programs were completed this year.

- **4%** Citizenship & Civic Education
- **4%** Communications & Expressive Arts
- **5%** Consumer & Family Sciences
- **8%** Environmental Education
- **11%** Healthy Lifestyle Education
- **18%** Personal Development & Leadership
- **33%** Plants & Animals
- **9%** Science & Technology
- **6%** Food & Nutrition

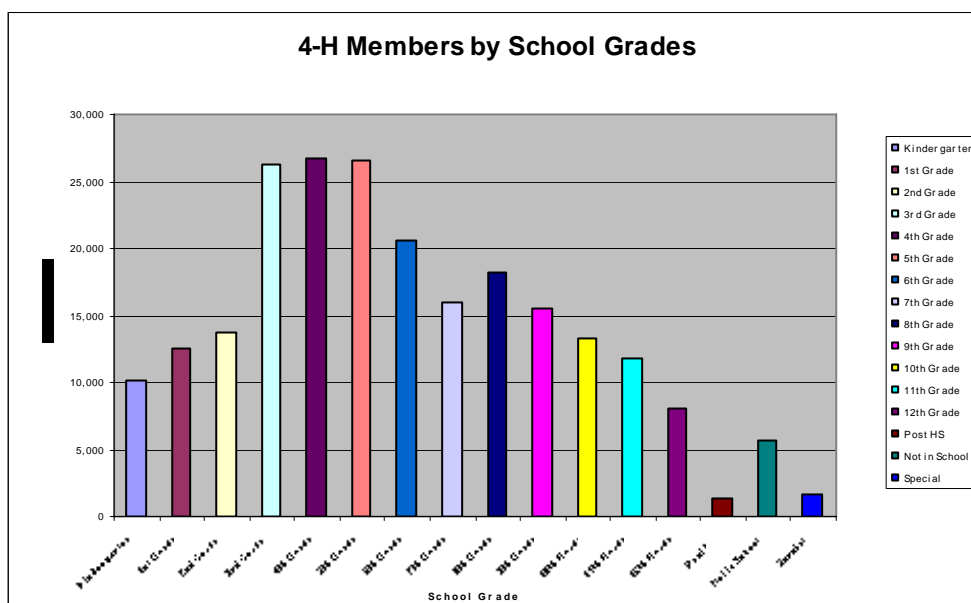
## 2005 Ohio 4-H Member Enrollment

	Boys	Girls	Total Youth	4-H Units
Community Clubs	39,845	57,104	96,949	6,966
In School Clubs	2,205	2,089	4,294	165
After School Clubs	1,060	1,193	2,253	317
Military 4-H Clubs	130	126	256	30
<b>Total 4-H Club Membership</b>	<b>43,240</b>	<b>60,512</b>	<b>103,752</b>	<b>7,478</b>
Special Interest-short term	52,820	44,699	97,519	6,846
Overnight Camping	7,658	12,064	19,722	1,660
Day Camping	5,441	6,546	11,987	513
<b>Total Youth participating in 4-H Camping</b>	<b>13,099</b>	<b>18,610</b>	<b>31,709</b>	<b>2,173</b>
School Enrichment	29,737	30,492	60,229	6,789
Ind. Study/mentoring	709	528	1,237	
School Age Child Care	430	265	695	9
<b>Total</b>	<b>140,035</b>	<b>155,106</b>	<b>295,141</b>	<b>23,295</b>
<b>Total Minus Duplicates</b>	<b>111,460</b>	<b>116,496</b>	<b>227,956</b>	<b>19,480</b>

### School Grade

(Duplicates Eliminated)

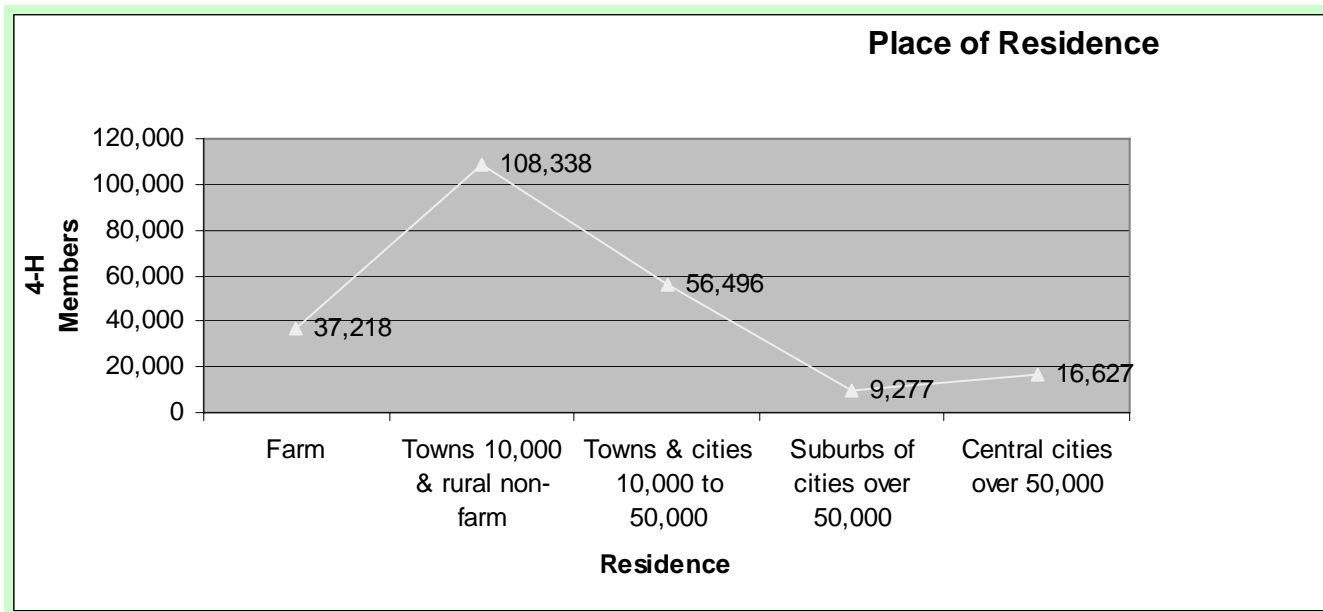
School Grade	Total Youth
Kindergarten	10,082
1st Grade	12,541
2nd Grade	13,750
3rd Grade	26,242
4th Grade	26,691
5th Grade	26,558
6th Grade	20,638
7th Grade	15,972
8th Grade	18,283
9th Grade	15,550
10th Grade	13,213
11th Grade	11,760
12th Grade	8,104
Post HS	1,307
Not in School	5,659
Special	1,606
<b>Total</b>	<b>227,956</b>



### Place of Residence - (Duplicates Eliminated)

Place of Residence	Total Youth
Farm	37,218
Towns 10,000 & rural non-farm	108,338
Towns & cities 10,000 to 50,000	56,496
Suburbs of cities over 50,000	9,277
Central cities over 50,000	16,627
<b>Total</b>	<b>227,956</b>





### Race and Ethnicity of 4-H - (Duplicates Eliminated)

	Race and Ethnicity of 4-H Participants		Race and Ethnicity of 4-H Volunteers		Race and Ethnicity of Youth 4-H Volunteers	
	Hispanic	Not Hispanic	Hispanic	Not Hispanic	Hispanic	Not Hispanic
<b>White</b>	5396	203493	308	21369	64	4418
<b>Black or African-American</b>	468	13763	4	312	0	145
<b>American Indian</b>	14	254	2	24	1	4
<b>Asian</b>	21	971	0	15	0	10
<b>Native Hawaiian or Other Pacific Islander</b>	5	65	0	0	0	0
<b>White &amp; Black or Africa American</b>	14	968	2	7	1	11
<b>White &amp; American Indian or Alaska Native</b>	5	86	0	9	0	3
<b>Black &amp; American Indian or Alaska Native</b>	8	34	0	0	0	0
<b>White &amp; Asian</b>	2	98	0	0	0	1
<b>Balance (other Combinations)</b>	439	1852	3	366	2	28
<b>Total Hispanic</b>	6372		319			68
<b>Total not Hispanic</b>		221584		22102		

	Race and Ethnicity of 4-H Participants		Race and Ethnicity of 4-H Volunteers		Race and Ethnicity of Youth 4-H Volunteers	
<b>Total Youth</b>	227956		22421		4688	4620
<b>Total White</b>	210062		21695		4498	
<b>Total Black</b>	15255		325		157	
<b>Total American Indian or Alaska Native</b>	401		35		8	
<b>Total Asian</b>	1092		15		11	
<b>Total Native Hawaiian or Alaska other pacific Islander</b>	70		0		0	
<b>Total racial Minorities</b>	19067		744		206	
<b>Total Racial and Ethic Minorities</b>	24463		1052		270	

### Classification of 4-H Volunteer Service

	Adult Volunteers		Youth Volunteers	
	Male	Female	Male	Female
<b>4-H Direct Volunteer</b>	7562	17255	2726	4764
<b>4-H Indirect Volunteer</b>	1587	1886	96	138
<b>4-H Middle Manager</b>	252	263	1	3
<b>Total (duplications not eliminated)</b>	9401	19404	2823	4905
<b>Total (duplications eliminated)</b>	6983	15514	1756	2856
<b>Total Female</b>	18370			
<b>Total Male</b>	8739			
<b>Total Volunteers</b>	27109			

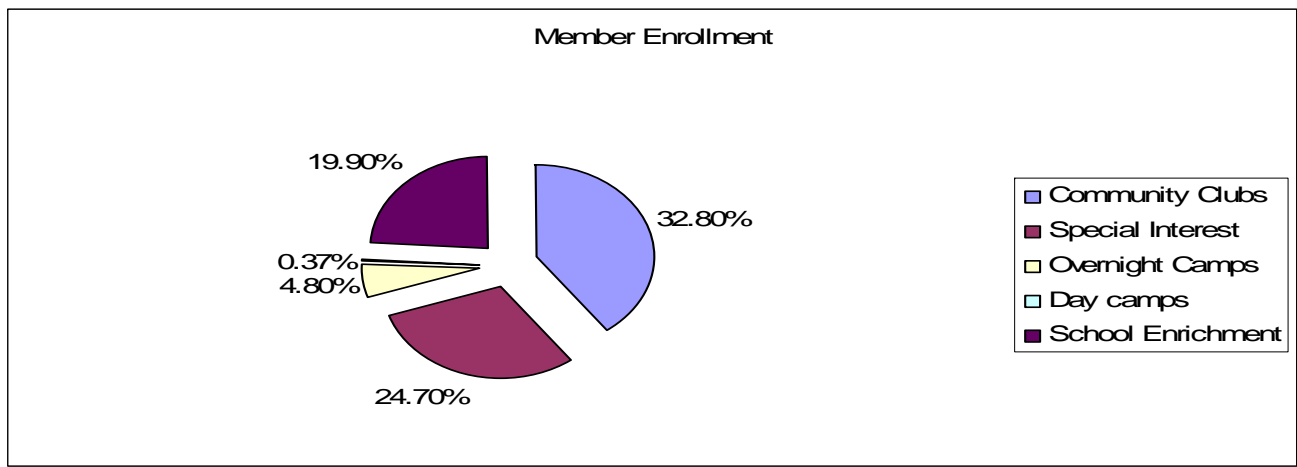
## Member Enrollment by County

County	Community Clubs	ORGANIZED IN School Clubs	After School Clubs	Military Clubs	Special Int./short term	Overnight Camps	Day Camps	School Enrichments	Individual Studt / mentoring . Family learning	School age Child Care Education programs	Total members
Adams	769	0	0	0	0	156	120	255	0	0	1300
Adventure Central	16	0	283	0	139	89	135	0	0	0	662
Allen	1119	0	0	0	48	82	40	910	0	0	2199
Ashland	760	0	0	0	84	142	59	724	0	0	1769
Ashtabula	910	0	855	0	221	147	0	654	0	19	2806
Athens	795	0	0	0	0	106	0	0	0	0	901
Auglaize	1178	0	0	0	204	168	52	826	0	0	2428
Belmont	729	0	73	0	282	152	17	641	0	0	1894
Brown	884	0	0	0	1498	118	0	2656	0	0	5156
Butler	2235	0	0	0	4711	66	28	1499	990	0	9529
Carroll	1322	0	0	0	40	128	0	0	0	0	1490
Champaign	1647	0	0	0	2305	351	0	485	0	0	4788
Clark	1709	2997	25	0	668	359	6	0	0	0	5764
Clermont	881	0	0	0	34	50	0	0	0	0	965
Clinton	1938	0	0	0	1702	69	0	0	0	0	3709
Columbiana	741	210	28	0	0	82	49	117	0	0	1227
Coshocton	1569	0	0	0	0	119	112	0	0	0	1800
Crawford	744	0	40	0	929	169	71	501	0	0	2454
Cuyahoga	313	0	26	0	4163	0	0	1221	0	0	5723
Darke	1233	0	0	0	862	149	0	1477	0	0	3721
Defiance	640	0	44	0	2083	150	0	170	0	0	3087
Delaware	1357	0	0	0	1015	192	0	0	0	0	2564
Erie	657	0	0	0	832	146	35	407	0	0	2077
Fairfield	1538	0	4	0	151	283	45	1773	0	0	3794
Fayette	800	0	0	0	632	198	16	9	0	0	1735
Franklin	716	0	44	0	4545	110	57	0	0	0	5472
Fulton	1587	0	0	0	786	280	0	146	0	0	2799
Gallia	1267	0	69	0	426	330	66	218	0	0	2376
Geauga	878	0	0	0	0	150	0	0	0	0	1028
Greene	1640	0	0	86	969	194	0	3022	0	0	5911
Guernsey	775	0	0	0	1	141	0	677	0	0	1594
Hamilton	144	0	0	0	16	0	342	2947	0	0	3449
Hancock	1013	0	51	0	1793	223	187	1720	0	0	4987

County	Community Clubs	ORGANIZED IN School Clubs	After School Clubs	Military Clubs	Special Int./short term	Overnight Camps	Day Camps	School Enrichments	Individual Studt / mentoring . Family learning	School age Child Care Education programs	Total members
Hardin	970	0	0	0	0	231	0	712	0	0	1913
Harrison	539	0	0	0	317	65	0	350	0	0	1271
Henry	850	0	26	0	371	180	40	96	8	0	1571
Highland	1169	0	0	0	682	0	0	45	0	0	1896
Hocking	848	0	0	0	685	76	32	0	0	0	1641
Holmes	628	0	0	0	859	83	0	1323	0	580	3473
Huron	1047	0	0	0	0	200	0	770	0	0	2017
Jackson	827	0	0	0	245	315	28	2402	0	0	3817
Jefferson	663	0	0	0	0	108	0	1633	0	0	2404
Knox	1393	0	0	0	1632	174	0	526	0	0	3725
Lake	987	0	0	0	616	187	0	769	0	0	2559
Lawrence	512	457	0	0	5057	79	56	18	0	0	6179
Licking	1715	0	0	0	1515	267	196	463	0	0	5613
Logan	787	0	0	0	606	0	0	421	45	0	1859
Lorain	1724	0	0	0	513	163	69	116	0	0	2585
Lucas	478	0	0	0	1026	0	0	0	0	0	1504
Madison	726	0	4	0	102	176	20	362	6	0	1396
Mahoning	1303	0	0	0	0	182	90	0	0	0	1575
Marion	885	0	0	0	27	176	0	0	0	0	1088
Medina	1363	0	40	0	1269	143	56	0	0	0	2871
Meigs	407	0	0	0	0	35	31	0	0	0	473
Mercer	5226	0	0	0	475	676	78	1722	180	0	8358
Miami	1165	0	0	0	0	109	18	1627	0	0	2919
Monroe	512	0	0	0	0	136	252	388	0	0	969
Montgomery	509	0	252	170	154	257	0	1616	0	0	2958
Morgan	888	0	0	0	1455	106	45	16	0	0	2510
Morrow	1424	0	79	0	681	0	0	89	0	0	2273
Muskingum	1696	0	0	0	571	135	0	501	0	0	2903
Noble	457	0	0	0	39	96	0	158	0	0	750
Ottawa	777	0	58	0	8	202	23	737	0	0	1805
Paulding	547	0	0	0	0	94	38	235	0	0	914
Perry	902	0	0	0	0	120	32	0	0	0	1054
Pickaway	946	0	0	0	0	164	52	238	8	0	1408
Pike	954	0	0	0	1161	155	64	240	0	0	2574
Portage	1198	0	0	0	690	176	0	5997	0	0	8061
Preble	1542	0	0	0	476	118	0	1103	0	0	3239



County	Community Clubs	ORGANIZED IN School Clubs	After School Clubs	Military Clubs	Special Int./short term	Overnight Camps	Day Camps	School Enrichments	Individual Studt / mentoring . Family learning	School age Child Care Education programs	Total members
Putnam	969	0	0	0	0	143	37	1321	0	0	2470
Richland	895	0	0	0	481	86	26	0	0	0	1488
Ross	2161	16	94	0	632	378	86	622	0	0	3989
Sandusky	1140	0	138	0	0	99	25	0	0	0	1402
Scioto	1383	0	0	0	3623	157	82	282	0	0	5527
Seneca	1801	0	0	0	2918	120	0	352	0	0	5191
Shelby	1608	0	0	0	1197	255	143	0	0	0	3203
Stark	1977	0	20	0	0	0	45	0	0	0	2042
Summit	613	37	0	0	228	0	0	0	0	0	878
Trumbull	711	0	0	0	0	82	0	119	0	0	912
Tuscarawas	1339	0	0	0	3205	130	134	1452	0	0	6260
Union	1130	0	0	0	0	258	34	426	0	0	1848
Van Wert	661	0	0	0	871	166	0	950	0	0	2648
Vinton	661	0	0	0	871	166	0	950	0	0	2648
Warren	1061	0	0	0	1248	243	0	215	0	0	2767
Washington	834	0	0	0	2918	244	36	479	0	0	4511
Wayne	1636	0	0	0	0	133	44	2635	0	96	4544
Williams	731	0	0	0	886	157	56	630	0	0	2460
Wood	1798	577	0	0	0	370	0	862	0	0	3607
Wyandot	692	0	0	0	1469	102	45	68	0	0	2376
Total											295,141



<b>Place of Residence by County</b> (Duplications Eliminated)						
<b>County</b>	<b>Farm</b>	<b>Towns under 10,000 &amp; Rural</b>	<b>Towns &amp; Cities 10,000 to 50,000</b>	<b>Suburbs of cities over 50,000</b>	<b>Central cities over 50,000</b>	<b>Total</b>
Adams	556	548	0	0	0	1104
Adventure Central	0	0	0	0	261	261
Alle	345	1077	453	0	0	1875
Ashland	305	714	426	0	0	1445
Ashtabula	249	1374	1032	3	0	2659
Athens	310	379	70	1	0	760
Auglaize	104	1739	313	1	0	2157
Belmont	138	1339	28	0	0	1505
Brown	519	3977	630	0	0	5126
Butler	444	524	3514	1460	2732	8674
Carroll	420	992	0	0	0	1412
Champaign	485	1084	267	2	9	1847
Clark	398	1924	176	475	1356	4329
Clermont	245	425	123	62	14	869
Clinton	421	1886	621	0	0	2928
Columbiana	469	428	190	18	2	1107
Coshocton	224	574	96	0	0	894
Crawford	333	511	881	0	0	1725
Cuyahoga	0	0	2	564	3776	4342
Darke	777	1284	1184	14	0	3259
Defiance	326	1075	323	0	14	1738
Delaware	237	952	263	91	121	1664
Erie	113	1116	306	0	0	1535
Fairfield	510	1837	1048	92	36	3523
Fayette	288	383	184	0	0	855
Franklin	120	110	1464	1655	2021	5370
Fulton	647	1531	8	0	0	2186
Gallia	413	1917	0	0	0	2330
Geauga	0	851	0	0	0	851
Greene	450	871	2047	1056	53	4477
Guernsey	205	675	492	0	0	1372
Hamilton	11	22	81	864	2465	3443
Hancock	457	979	1431	1	21	2889
Hardin	283	840	0	0	0	1123
Harrison	241	654	1	0	0	896
Henry	390	605	226	0	0	1221
Highland	621	1038	35	4	75	1773
Hocking	263	712	0	0	0	975
Holmes	380	1871	0	0	0	2251
Huron	537	862	305	0	0	1704
Jackson	429	2575	194	2	0	3200
Jefferson	96	1836	290	1	2	2225
Knox	461	1425	499	2	0	2387
Lake	36	401	1262	164	688	2551
Lawrence	171	5890	9	0	0	6070
Licking	564	2040	273	16	11	2904

## Place of Residence by County

(Duplications Eliminated)

County	Farm	Towns under 10,000 & Rural	Towns & Cities 10,000 to 50,000	Suburbs of cities over 50,000	Central cities over 50,000	Total
Logan	298	662	410	2	0	1372
Lorain	378	785	711	54	320	2248
Lucas	18	128	707	23	628	1504
Madison	223	751	210	10	1	1195
Mahoning	240	583	171	143	33	1170
Marion	213	431	334	5	26	1009
Medina	274	728	1542	89	3	2636
Meigs	162	229	0	0	0	391
Mercer	1227	1757	654	0	2	3640
Miami	414	482	1052	20	16	1984
Monroe	292	541	2	0	0	835
Montgomery	339	374	272	615	850	2450
Morgan	87	1182	0	0	0	1269
Morrow	352	1458	4	0	0	1814
Muskingum	573	1084	967	14	0	2638
Noble	324	253	0	0	0	577
Ottawa	213	619	484	8	1	1325
Paulding	254	570	57	0	0	881
Perry	252	638	1	1	2	894
Pickaway	296	520	239	23	7	1085
Pike	95	1515	84	0	0	1694
Portage	1050	3113	2825	121	27	7136
Preble	783	985	531	0	0	2299
Putnam	541	1484	0	0	0	2025
Richland	379	572	362	74	94	1481
Ross	399	2080	595	3	0	3077
Sandusky	237	655	256	1	3	1152
Scioto	346	2152	801	0	0	3299
Seneca	605	1070	920	0	39	2634
Shelby	269	722	63	0	0	1054
Stark	364	380	363	370	445	1922
Summit	22	38	108	259	433	860
Trumbull	148	320	212	21	17	718
Tuscarawas	352	627	1723	0	0	2702
Union	431	689	349	0	0	1469
Van Wert	582	830	394	0	0	1806
Vinton	582	830	394	0	0	1806
Warren	284	859	748	83	17	1991
Washington	599	1285	659	0	0	2543
Wayne	395	1092	206	0	0	1693
Williams	237	1283	0	0	0	1520
Wood	778	879	1169	28	6	2860
Wyandot	223	573	0	0	0	796

# Percent of Potential Membership

Duplications Eliminated

County	Total members	Population (5-19) 2000 data	Percent of Potential
Adams	1104	6150	18
Allen	1875	24500	7.7
Ashland	1445	12051	12
Ashtabula	2659	22708	11.7
Athens	760	14624	5.2
Auglaize	2157	10990	19.6
Belmont	1505	13395	11.2
Brown	5126	9829	52.2
Butler	8674	75957	11.4
Carroll	1412	6227	22.7
Champaign	1847	8669	21.3
Clark	4329	31193	13.9
Clermont	869	40735	2.1
Clinton	2928	9244	31.7
Columbiana	1107	23458	4.7
Coshocton	894	8268	10.8
Crawford	1725	9853	18
Cuyahoga	4342	290567	1.5
Darke	3259	11758	27.7
Defiance	1738	8953	19.4
Delaware	1664	25240	6.6
Erie	1535	16786	9.1
Fairfield	3523	27348	12.9
Fayette	855	6010	14.2
Franklin	5370	224542	2.4
Fulton	2186	9989	22
Gallia	2330	6780	34.4
Geauga	851	21750	3.9
Greene	4477	34034	13.2
Guernsey	1372	8983	15.3
Hamilton	3443	185528	1.9
Hancock	2889	15730	18.4
Hardin	1123	7364	15.3
Harrison	896	3061	29.3
Henry	1221	6923	17.6
Highland	1773	9226	19.2
Hocking	975	6032	16.2
Holmes	2251	11097	20.3
Huron	1704	13906	12.3
Jackson	3200	7196	44.5
Jefferson	2225	14071	15.8
Knox	2387	12476	19.1
Lake	2551	46254	5.5
Lawrence	6070	13131	46.2
Licking	2904	32290	9
Logan	1372	10289	13.3
Lorain	2248	62824	3.6
Lucas	1504	101390	.15

County	Population (5-19) 2000 data		Percent of Potential
	Total members		
Madison	1195	8555	14
Mahoning	1170	52549	2.2
Marion	1009	13819	7.3
Medina	2636	34405	7.7
Meigs	391	4856	8.1
Mercer	3640	10314	35.3
Miami	1984	21818	9.1
Monroe	835	3158	26.4
Montgomery	2450	116780	2.1
Morgan	1269	3265	38.9
Morrow	1814	7398	25
Muskingum	2638	18926	14
Noble	577	2883	20
Ottawa	1325	8381	15.8
Paulding	881	4677	18.8
Perry	894	8072	11.1
Pickaway	1085	11001	9.9
Pike	1694	6414	26.4
Portage	7136	34006	21
Preble	2299	9426	24.4
Putnam	2025	8805	23
Richland	1481	27052	5.5
Ross	3077	14863	20.7
Sandusky	1152	13726	8.4
Scioto	3299	16657	19.8
Seneca	2634	13598	19.4
Shelby	1054	11320	9.3
Stark	1922	80029	2.4
Summit	860	113370	0.8
Trumbull	718	46578	1.5
Tuscarawas	2702	19436	13.9
Union	1469	9106	16.1
Van Wert	1806	6659	27.1
Vinton	1806	2891	62.5
Warren	1991	34909	5.7
Washington	2543	13089	19.1
Wayne	1693	26456	6.4
Williams	1520	8809	17.3
Wood	2860	28647	10
Wyandot	796	5023	15.8

## Members by Gender (Duplications Eliminated)

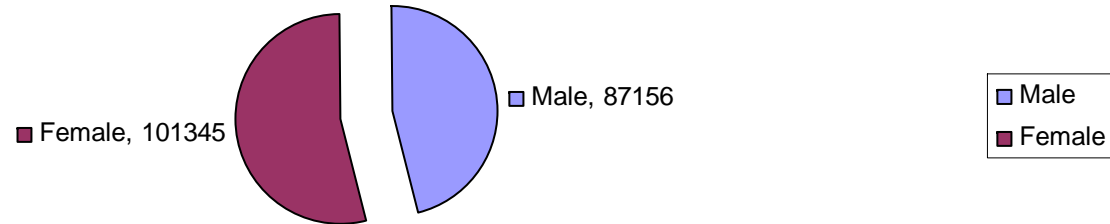
County	Male	Female	Total members
Adams	518	586	1104
Adventure Central	131	130	261
Allen	813	1062	1875
Ashland	635	810	1445
Ashtabula	1165	1493	2658
Athens	313	447	760
Auglaize	1002	1155	2157
Belmont	756	749	1505
Brown	2669	2457	5126
Butler	4704	3970	8674
Carroll	906	506	1412
Champaign	762	1085	1847
Clark	2011	2318	4329
Clermont	352	517	869
Clinton	1411	1517	2928
Columbiana	520	587	1107
Coshocton	364	530	894
Crawford	786	939	1725
Cuyahoga	2203	2139	4342
Darke	1464	1795	3259
Defiance	842	896	1738
Delaware	718	946	1664
Erie	687	848	1535
Fairfield	1619	1904	3523
Fayette	388	467	855
Franklin	2550	2820	5370
Fulton	958	1228	2186
Gallia	1087	1243	2330
Geauga	269	582	851
Greene	2145	2332	4477
Guernsey	629	743	1372
Hamilton	1744	1699	3443
Hancock	1186	1703	2889
Hardin	461	662	1123
Harrison	380	516	896
Henry	494	726	1220
Highland	789	984	1773
Hocking	408	567	975
Holmes	1097	1154	2251
Huron	755	949	1704
Jackson	1514	1686	3200
Jefferson	988	1237	2225
Knox	1115	1272	2387
Lake	1141	1410	2551
Lawrence	3036	3034	6070
Licking	1321	1583	2904

## Members by Gender

Duplications Eliminated

County	Male	Female	Total members
<b>Logan</b>	605	767	1372
<b>Lorain</b>	951	1297	2248
<b>Lucas</b>	693	811	1504
<b>Madison</b>	524	671	1195
<b>Mahoning</b>	420	750	1170
<b>Marion</b>	415	594	1009
<b>Medina</b>	1025	1611	2636
<b>Meigs</b>	168	223	391
<b>Mercer</b>	1442	2198	3640
<b>Miami</b>	888	1096	1984
<b>Monroe</b>	375	460	835
<b>Montgomery</b>	1198	1252	2450
<b>Morgan</b>	562	707	1269
<b>Morrow</b>	845	969	1814
<b>Muskingum</b>	1213	1425	2638
<b>Noble</b>	247	330	577
<b>Ottawa</b>	539	786	1325
<b>Paulding</b>	432	449	881
<b>Perry</b>	373	521	894
<b>Pickaway</b>	492	593	1085
<b>Pike</b>	780	914	1694
<b>Portage</b>	3265	3871	7136
<b>Preble</b>	1066	1233	2299
<b>Putnam</b>	945	1080	2025
<b>Richland</b>	694	787	1481
<b>Ross</b>	1542	1534	3077
<b>Sandusky</b>	465	687	1152
<b>Scioto</b>	1484	1815	3299
<b>Seneca</b>	1266	1368	2634
<b>Shelby</b>	459	595	1054
<b>Stark</b>	796	1126	1922
<b>Summit</b>	278	582	860
<b>Trumbull</b>	303	415	718
<b>Tuscarawas</b>	1283	1419	2702
<b>Union</b>	645	824	1469
<b>Van Wert</b>	1069	737	1806
<b>Vinton</b>	1069	737	1806
<b>Warren</b>	908	1083	1991
<b>Washington</b>	1224	1319	2543
<b>Wayne</b>	755	938	1693
<b>Williams</b>	690	830	1520
<b>Wood</b>	1217	1643	2860
<b>Wyandot</b>	351	445	796

### Members by Gender



### 4-H Members by Grade (Duplicates Eliminated)

County	K	1	2	3	4	5	6	7	8	9	10	11	12	Post HS	Not in School	Special	Total
<b>Adams</b>	19	37	29	81	109	92	108	98	316	57	47	56	34	13	8	0	1104
<b>Adventure Central</b>	8	26	29	35	24	25	31	27	9	12	6	10	15	0	4	0	261
<b>Allen</b>	457	400	74	92	117	90	108	93	114	94	93	86	49	8	0	0	1875
<b>Ashland</b>	28	29	36	270	497	122	104	97	78	59	56	26	23	8	1	11	1445
<b>Ashtabula</b>	68	38	74	129	196	89	241	394	752	78	92	60	64	24	1	359	2659
<b>Athens</b>	20	37	40	72	70	71	85	81	78	48	40	61	40	15	2	0	760
<b>Auglaize</b>	165	47	180	485	303	191	105	102	100	101	116	162	87	13	0	0	2157
<b>Belmont</b>	14	32	28	624	61	107	60	73	78	42	281	33	32	7	24	9	1505
<b>Brown</b>	302	273	229	296	748	749	649	507	553	273	161	308	61	6	10	1	5126
<b>Butler</b>	990	217	1363	783	496	296	233	202	169	147	252	611	308	26	2246	335	8674



### 4-H Members by Grade (Duplicates Eliminated)

County	K	1	2	3	4	5	6	7	8	9	10	11	12	Post HS	Not in School	Special	Total
<b>Carroll</b>	9	14	13	114	153	154	177	207	204	143	83	65	67	4	5	0	1412
<b>Champaign</b>	82	98	214	262	186	156	187	149	148	121	93	85	51	13	2	0	1847
<b>Clark</b>	264	477	488	366	380	684	234	213	253	152	136	118	102	28	409	25	4329
<b>Clermont</b>	37	41	40	83	81	80	75	101	87	78	57	47	42	12	8	0	869
<b>Clinton</b>	77	94	324	696	454	337	210	173	161	56	183	102	53	8	0	0	2928
<b>Columbiana</b>	121	97	167	95	69	73	69	77	70	89	54	58	42	9	17	0	1107
<b>Coshocton</b>	53	52	44	84	84	90	94	82	79	72	62	56	32	10	0	0	894
<b>Crawford</b>	80	137	146	161	150	542	81	52	79	68	54	31	32	7	3	102	1725
<b>Cuyahoga</b>	266	313	294	577	688	615	509	353	290	146	137	72	62	9	11	0	4342
<b>Darke</b>	127	522	268	304	641	334	120	115	127	399	114	80	70	8	8	22	3259
<b>Defiance</b>	49	108	104	403	137	269	112	101	60	68	62	143	107	4	11	0	1738
<b>Delaware</b>	42	56	73	137	132	452	224	85	125	81	89	75	46	6	41	0	1664
<b>Erie</b>	126	37	33	123	189	351	310	60	59	53	38	50	37	7	62	0	1535
<b>Fairfield</b>	40	57	48	1129	716	348	320	201	158	144	146	103	58	21	34	0	3523
<b>Fayette</b>	33	30	55	81	90	84	91	95	78	82	55	54	22	5	0	0	855
<b>Franklin</b>	167	380	230	916	731	260	257	224	288	1286	155	236	137	12	44	47	5370
<b>Fulton</b>	35	104	290	262	224	307	136	141	138	89	94	170	115	78	3	0	2186
<b>Gallia</b>	173	90	99	127	597	199	200	174	148	116	92	107	67	27	1	113	2330
<b>Geauga</b>	17	20	34	134	58	96	82	90	106	67	63	50	24	6	4	0	851

### 4-H Members by Grade (Duplicates Eliminated)

County	K	1	2	3	4	5	6	7	8	9	10	11	12	Post HS	Not in School	Special	Total
<b>Greene</b>	316	526	179	350	650	234	259	618	570	93	135	311	211	20	5	0	4477
<b>Guernsey</b>	51	44	55	52	418	357	85	72	70	48	51	42	22	5	0	0	1372
<b>Hamilton</b>	208	362	875	760	646	231	223	53	31	13	12	15	12	1	1	0	3443
<b>Hancock</b>	343	125	122	959	243	231	127	86	105	120	80	76	53	17	202	0	2889
<b>Hardin</b>	5	46	49	198	235	125	100	98	68	74	43	42	31	8	1	0	1123
<b>Harrison</b>	14	44	41	168	344	33	26	35	48	31	51	25	31	3	2	0	896
<b>Henry</b>	32	30	51	338	106	78	198	82	74	74	64	39	39	11	5	0	1221
<b>Highland</b>	86	33	43	175	94	346	156	145	345	148	77	61	43	11	10	0	1773
<b>Hocking</b>	116	64	61	99	67	78	93	98	103	65	49	50	22	10	0	0	975
<b>Holmes</b>	143	262	228	279	236	163	76	75	324	48	57	177	143	8	12	20	2251
<b>Huron</b>	130	124	164	324	180	133	134	112	114	90	78	58	49	13	1	0	1704
<b>Jackson</b>	182	157	236	484	480	504	324	206	128	142	123	67	39	15	94	19	3200
<b>Jefferson</b>	35	149	129	143	1281	65	50	45	71	62	76	35	43	41	0	0	2225
<b>Knox</b>	91	84	79	478	316	281	200	179	139	152	151	101	86	18	24	8	2387
<b>Lake</b>	117	273	64	407	359	430	86	217	90	70	76	65	47	13	27	210	2551
<b>Lawrence</b>	87	102	123	94	363	861	54	49	202	860	848	1183	1151	4	21	68	6070
<b>Licking</b>	84	70	266	252	432	275	314	159	192	147	182	293	192	42	4	0	2904
<b>Logan</b>	25	81	118	199	49	76	72	62	45	107	210	152	97	8	5	66	1372
<b>Lorain</b>	58	94	113	135	153	259	178	157	149	130	178	323	269	50	2	0	2248

### 4-H Members by Grade (Duplicates Eliminated)

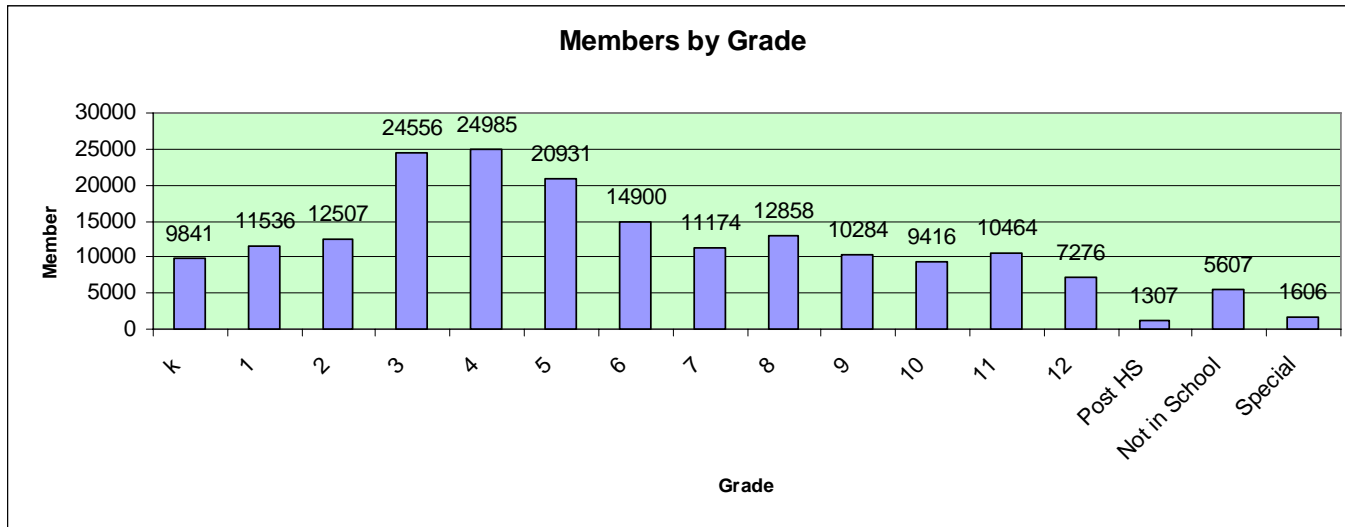
County	K	1	2	3	4	5	6	7	8	9	10	11	12	Post HS	Not in School	Special	Total
<b>Lucas</b>	135	80	150	129	215	249	163	39	43	64	39	45	28	8	65	52	1504
<b>Madison</b>	162	222	74	83	71	74	79	85	75	60	111	55	35	9	0	0	1195
<b>Mahoning</b>	57	43	75	106	102	121	131	103	104	83	100	82	42	20	0	1	1170
<b>Marion</b>	27	31	48	95	108	135	125	93	95	59	56	49	39	16	33	0	1009
<b>Medina</b>	45	373	65	131	136	411	177	185	175	173	134	331	258	21	21	0	2636
<b>Meigs</b>	21	25	24	42	40	40	33	33	45	33	19	19	8	6	3	0	391
<b>Mercer</b>	180	45	33	551	146	150	247	202	205	147	187	151	79	102	1215	0	3640
<b>Miami</b>	22	496	322	221	129	95	122	98	110	103	94	86	62	24	0	0	1984
<b>Monroe</b>	29	69	81	104	102	99	104	53	41	45	24	34	13	6	0	31	835
<b>Montgomery</b>	258	401	287	146	331	150	314	97	124	79	65	108	77	6	7	0	2450
<b>Morgan</b>	93	96	104	114	100	231	99	129	121	51	46	31	24	6	24	0	1269
<b>Morrow</b>	46	32	64	307	181	463	140	100	104	81	91	140	56	7	2	0	1814
<b>Muskingum</b>	87	99	161	143	146	143	506	176	186	143	237	413	181	15	2	0	2638
<b>Noble</b>	27	15	46	106	119	55	54	30	39	34	15	17	20	0	0	0	577
<b>Ottawa</b>	209	188	80	162	155	85	87	54	80	71	50	33	40	28	3	0	1325
<b>Paulding</b>	29	33	32	39	46	304	59	63	62	55	68	65	26	0	0	0	881
<b>Perry</b>	35	43	39	75	87	80	102	73	91	85	71	56	48	9	0	0	894
<b>Pickaway</b>	123	34	39	200	76	88	140	77	86	72	52	37	37	8	1	15	1085
<b>Pike</b>	104	57	135	357	123	128	108	118	293	100	68	61	27	3	1	11	1694
<b>Portage</b>	852	877	881	1121	1282	1080	314	119	84	126	142	114	106	24	13	1	7136

### 4-H Members by Grade (Duplicates Eliminated)

County	K	1	2	3	4	5	6	7	8	9	10	11	12	Post HS	Not in School	Special	Total
<b>Preble</b>	26	34	25	660	572	115	99	91	82	95	62	59	30	18	331	0	2299
<b>Putnam</b>	21	36	35	141	313	572	98	80	486	67	63	46	43	9	15	0	2025
<b>Richland</b>	33	29	40	70	132	141	90	103	78	82	300	182	154	42	5	0	1481
<b>Ross</b>	108	175	142	486	275	274	266	278	255	214	199	248	132	24	1	0	3077
<b>Sandusky</b>	47	45	62	119	137	118	131	107	96	85	68	51	39	9	37	1	1152
<b>Scioto</b>	225	149	170	185	353	1102	121	128	152	112	230	183	97	28	64	0	3299
<b>Seneca</b>	49	49	54	586	809	120	364	99	113	93	93	95	53	18	39	0	2634
<b>Shelby</b>	3	1	7	94	127	161	126	109	92	83	79	86	69	11	6	0	1054
<b>Stark</b>	101	120	135	180	176	164	152	143	117	109	114	73	68	24	246	0	1922
<b>Summit</b>	28	53	73	85	92	110	122	49	75	55	45	38	27	7	1	0	860
<b>Trumbull</b>	41	25	34	66	72	79	98	72	60	53	52	26	31	9	0	0	718
<b>Tuscarawas</b>	44	126	148	169	613	292	286	168	122	100	161	204	188	25	54	2	2702
<b>Union</b>	67	193	62	227	129	144	117	132	116	93	77	62	45	5	0	0	1469
<b>Van Wert</b>	13	10	31	610	540	74	68	51	64	85	89	96	75	0	0	0	1806
<b>Vinton</b>	13	10	31	610	540	74	68	51	64	85	89	96	75	0	0	0	1806
<b>Warren</b>	36	35	44	85	150	134	122	116	260	109	196	414	271	7	12	0	1991
<b>Washington</b>	240	187	185	231	140	276	551	124	299	74	56	64	34	3	2	77	2543
<b>Wayne</b>	75	76	84	143	259	173	176	164	140	126	116	94	45	18	4	0	1693
<b>Williams</b>	84	115	92	147	218	138	374	93	63	66	46	48	31	4	1	0	1520
<b>Wood</b>	36	237	237	549	496	392	321	102	127	86	82	80	59	33	23	0	2860
<b>Wyandot</b>	18	39	34	67	111	74	79	72	60	53	78	62	45	3	1	0	796

### 4-H Members by Grade (Duplicates Eliminated)

County	K	1	2	3	4	5	6	7	8	9	10	11	12	Post HS	Not in School	Special
<b>Totals</b>	9841	11536	12507	24556	24985	20931	14900	11174	12858	10284	9416	10464	7276	1307	5607	1606



## Ethnicity of Membership

		African	American		Native Hawaiian	Total racial	Total Racial	Total	
County	White	American	Indian	Asian	other Pacific Islander	Minorities	Ethnic Minorities	Hispanic	Total
Adams	1097	5	1	0	0	11	13	2	1104
Adventure Central	9	255	0	0	0	257	257	1	264
Allen	1684	214	1	4	0	223	230	7	1875
Ashland	1425	18	0	0	1	21	38	19	1446
Ashtabula	2498	137	0	0	1	158	1752	1748	2656
Athens	755	9	1	1	0	11	13	2	760
Auglaize	2155	1	0	0	0	2	2	1	2157
Belmont	1455	43	0	3	9	55	695	674	1509
Brown	4661	471	0	0	0	471	479	8	5126
Butler	6610	1838	20	59	3	2169	2332	555	8675
Carroll	1411	2	0	1	0	3	39	36	1413
Champaign	1823	41	0	10	0	51	56	5	1847
Clark	3923	418	5	44	3	470	505	35	4341
Clermont	869	5	3	2	0	10	14	4	873
Clinton	2869	59	0	1	0	60	75	15	2928
Columbiana	1097	17	3	0	0	20	24	4	1107
Coshocton	892	1	0	1	0	2	2	0	894
Crawford	1667	56	4	14	0	73	76	3	1725
Cuyahoga	1696	2561	22	60	0	2643	3290	700	4339
Darke	3211	91	1	35	0	127	132	7	3282
Defiance	1718	19	2	2	1	24	69	45	1738
Delaware	359	45	0	7	0	1318	1343	25	1673
Erie	1437	104	2	2	0	110	118	10	1535
Fairfield	3446	65	7	21	4	121	137	23	3552
Fayette	850	5	0	1	0	8	8	2	855
Franklin	4006	1331	30	49	2	1405	1446	42	5371
Fulton	2182	7	0	0	0	8	214	211	2186
Gallia	2281	64	0	4	0	68	68	0	2331
Geauga	851	0	1	0	0	1	1	0	852
Greene	4010	456	59	108	25	636	674	45	4477
Guernsey 105	1342	47	0	0	0	47	48	1	1374
Hamilton	1665	1799	3	19	1	1822	1844	42	3444
Hancock	2780	67	11	41	1	160	169	56	2889

## Ethnicity of Membership

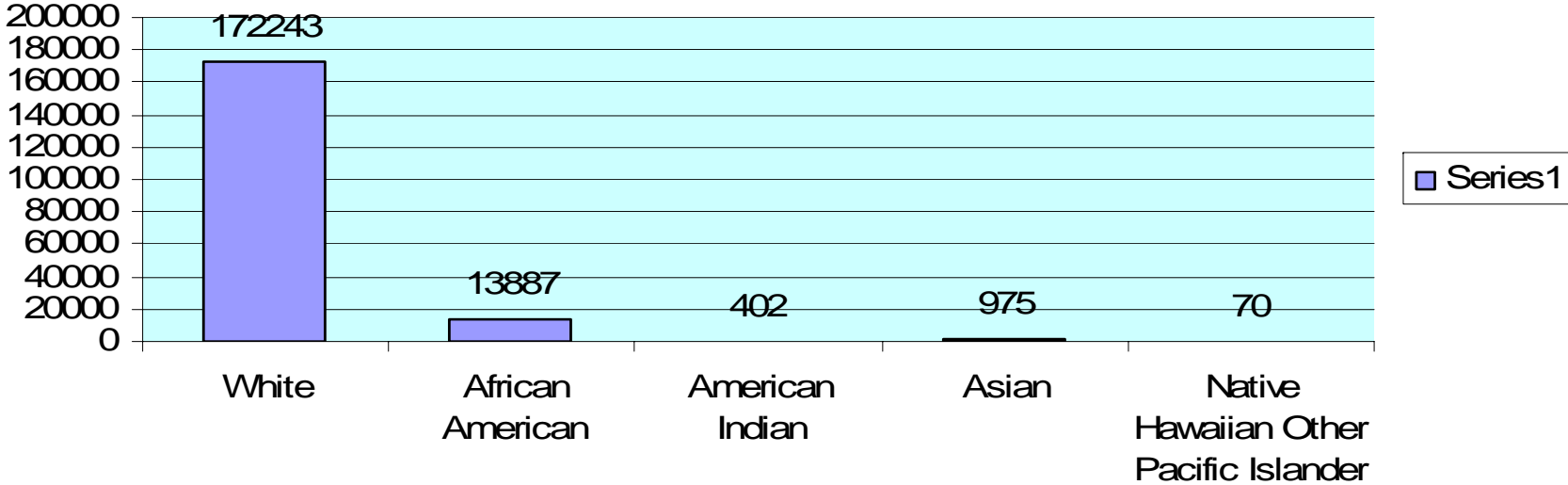
		African	American		Native Hawaiian	Total racial	Total Racial	Total	
County	White	American	Indian	Asian	other Pacific Islander	Minorities	Ethnic Minorities	Hispanic	Total
Hardin	1102	15	3	3	1	22	26	4	1124
Harrison	884	11	3	0	0	447	449	2	1328
Henry	1216	3	2	0	0	7	37	30	1221
Highland	1669	91	1	0	0	92	92	0	1773
Hocking	969	4	2	3	0	9	11	2	975
Holmes	2237	12	2	2	0	16	26	11	2253
Huron	1662	24	2	7	0	49	49	16	1706
Jackson	3150	71	10	1	5	87	90	6	3200
Jefferson	2046	143	24	13	0	180	221	46	2225
Knox	2337	66	3	4	0	73	79	7	2387
Lake	2457	113	1	15	0	129	293	166	2551
Lawrence	5988	87	0	0	0	87	90	3	6072
Licking	2857	41	7	10	2	67	77	10	2904
Logan	1328	40	0	7	0	47	47	0	1372
Lorain	2114	127	11	9	0	165	197	41	2248
Lucas	1052	455	2	19	0	483	557	83	1504
Madison	1204	24	0	6	0	30	31	1	1213
Mahoning	1167	5	0	2	0	7	9	2	1172
Marion	831	1	0	3	0	4	6	2	833
Medina	2409	155	7	73	0	235	239	4	2642
Meigs	391	0	0	0	0	0	0	0	391
Mercer	3578	31	9	23	0	63	63	0	3641
Miami	1902	74	7	8	0	89	98	9	1984
Monroe	833	2	0	0	0	2	2	0	835
Montgomery	1834	567	5	55	1	651	718	104	2450
Morgan	1230	52	0	0	0	52	53	1	1269
Morrow	1808	8	0	0	0	8	8	0	1814
Muskingum	2439	209	2	3	0	214	216	2	2638
Noble	575	2	3	0	0	5	6	1	578
Ottawa	1304	20	1	5	0	26	60	34	1325
Paulding	1078	10	2	2	0	14	23	12	1088

## Ethnicity of Membership

		African	American		Native Hawaiian	Total racial	Total Racial	Total	
County	White	American	Indian	Asian	other Pacific Islander	Minorities	Ethnic Minorities	Hispanic	Total
Perry	891	0	0	0	0	3	3	0	894
Pickaway	1071	17	0	0	0	18	19	2	1085
Pike	1668	20	1	5	0	26	28	2	1694
Portage	6804	327	1	5	0	333	335	2	7134
Preble	2277	14	4	1	0	22	26	5	2299
Putnam	2009	9	0	0	0	16	81	72	2025
Richland	1347	17	0	6	0	23	23	0	1369
Ross	2975	75	15	13	2	105	109	4	3077
Sandusky	1120	41	0	10	0	92	243	153	1206
Scioto	3147	133	38	39	0	210	232	23	3299
Seneca	2485	92	1	20	0	177	204	91	2653
Shelby	1050	10	0	0	0	10	14	4	1055
Stark	1618	273	7	25	2	307	308	3	1922
Summit	785	62	0	7	0	69	69	0	854
Trumbull	593	123	1	3	0	128	128	0	718
Tuscarawas	2700	22	0	2	0	27	27	3	2727
Union	1443	18	4	5	0	29	30	7	1469
Van Wert	1791	12	0	4	0	16	16	0	1807
Vinton	1791	12	0	4	0	16	16	0	1807
Warren	1921	54	13	13	1	85	964	942	1991
Washington	2472	36	18	3	5	79	79	4	2543
Wayne	1686	4	0	3	0	7	7	1	1693
Williams	1489	10	4	24	0	38	88	50	1520
Wood	1921	40	8	20	0	69	135	69	1973
Wyandot	813	8	1	1	0	10	16	6	814



### Ethnicity of Membership



## Members in Organized Clubs by Years in 4-H (Active & Return members)

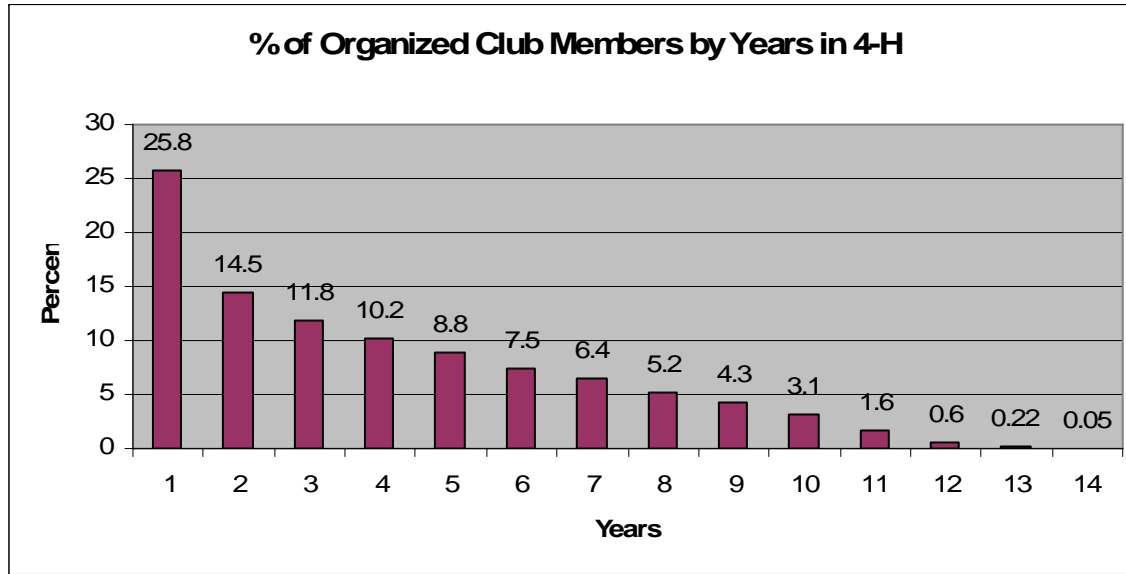
	1	2	3	4	5	6	7	8	9	10	11	12	13	14+
Adams	170	130	89	86	62	58	41	47	37	30	6	1	0	0
Allen	196	151	108	107	83	78	84	64	67	41	9	1	0	0
Ashland	191	92	76	73	73	62	52	39	32	16	22	10	7	0
Ashtabula	272	164	118	102	90	53	40	27	18	10	7	6	0	0
Athens	263	111	79	77	67	53	34	30	24	14	6	2	0	0
Auglaize	249	165	145	130	91	85	76	64	66	40	16	0	0	0
Belmont	47	16	30	36	39	42	70	46	47	48	40	34	28	0
Brown	203	165	92	97	81	73	55	44	28	16	4	0	0	0
Butler	467	218	170	132	121	91	78	67	46	32	16	0	1	0
Carroll	76	69	61	54	61	46	39	39	28	17	3	0	1	0
Champaign	335	216	176	177	137	112	97	87	64	60	12	1	2	0
Clark	442	250	200	188	168	137	89	81	54	25	13	3	2	1
Clermont	237	169	110	83	60	72	38	40	24	14	13	4	2	0
Clinton	172	108	104	91	85	49	54	25	32	26	11	5	1	1
Columbiana	146	119	102	75	60	49	58	35	31	19	15	10	4	1
Coshocton	167	93	66	75	70	61	48	52	49	30	12	5	0	0
Crawford	163	94	89	56	79	63	51	42	44	34	18	7	3	0
Cuyahoga	1253	45	23	12	21	5	10	6	3	5	3	3	0	1
Darke	235	172	172	114	101	77	98	59	42	54	5	0	0	0
Defiance	139	85	74	45	60	63	34	38	35	19	12	0	0	0
Delaware	349	176	174	118	92	92	74	69	62	30	19	13	8	0
Erie	185	94	74	75	38	50	35	31	41	17	16	7	0	0
Fairfield	387	258	206	128	121	97	65	77	65	34	11	0	0	0
Fayette	146	128	104	78	83	73	75	67	49	26	13	2	0	0
Franklin	200	110	110	54	58	59	46	33	22	18	8	5	0	1
Fulton	300	181	138	115	108	109	70	75	46	30	7	0	0	0
Gallia	233	171	131	144	90	109	75	55	60	46	35	13	2	1
Geauga	277	136	89	100	66	68	40	28	26	14	8	2	2	0
Greene	316	166	105	84	81	51	59	53	45	33	14	1	0	1
Guernsey	181	88	92	62	78	75	59	56	40	31	20	8	5	1
Hamilton	43	34	14	7	20	6	14	9	7	1	0	0	0	0
Hancock	223	165	120	103	64	85	73	45	46	35	2	0	0	0
Hardin	158	118	107	99	79	60	60	29	32	22	5	0	0	0
Harrison	101	49	30	36	28	24	28	22	18	30	16	2	2	0
Henry	105	99	111	87	79	69	75	49	52	33	19	4	0	0

## Members in Organized Clubs by Years in 4-H (Active & Return members)

	1	2	3	4	5	6	7	8	9	10	11	12	13	14+
Highland	278	122	128	106	103	95	96	54	44	25	10	1	0	0
Hocking	185	144	108	85	63	65	47	46	39	27	11	6	0	2
Holmes	116	102	65	78	66	56	51	36	13	15	5	0	0	0
Huron	216	145	123	131	83	75	62	56	50	59	25	13	2	0
Jackson	266	123	81	49	61	48	34	30	31	16	9	3	0	1
Jefferson	129	69	45	37	39	48	31	29	25	24	7	4	3	0
Knox	312	221	148	159	132	81	98	69	53	36	7	0	0	0
Lake	186	136	89	85	84	72	58	49	36	21	16	11	4	2
Lawrence	164	61	72	50	30	30	39	19	19	8	8	7	5	0
Licking	345	236	192	170	135	119	97	60	48	34	14	11	2	0
Logan	119	71	83	74	52	64	61	45	39	22	7	2	0	0
Lorain	418	275	207	151	144	111	78	78	64	46	25	6	9	0
Lucas	173	50	35	21	30	15	11	13	11	4	4	1	0	0
Madison	162	104	86	69	55	50	58	36	26	27	16	5	1	0
Mahoning	262	130	105	120	107	91	73	56	51	41	28	8	2	0
Marion	224	92	95	88	75	60	38	53	43	31	8	4	0	0
Medina	327	226	156	135	115	101	69	57	46	35	22	27	10	7
Meigs	102	62	43	41	49	24	21	25	7	13	2	2	0	0
Mercer	257	106	94	114	87	66	57	50	41	27	2	0	0	0
Miami	316	162	119	85	88	71	62	59	47	36	10	0	0	0
Monroe	115	47	67	48	47	46	38	27	30	24	9	10	4	0
Montgomery	151	67	47	49	37	30	23	22	16	13	11	1	0	0
Morgan	127	51	68	63	43	40	33	35	18	24	10	4	3	0
Morrow	244	151	103	89	76	60	46	42	31	30	5	0	0	0
Muskingum	420	227	171	152	143	120	102	88	93	69	26	7	5	0
Noble	76	61	66	48	53	30	36	22	24	18	8	6	3	1
Ottawa	121	101	86	81	62	46	42	37	27	30	18	1	1	0
Paulding	254	46	54	39	46	37	35	12	28	12	1	0	0	0
Perry	209	96	101	94	82	83	67	52	53	43	11	2	0	0
Pickaway	221	120	112	76	66	68	48	39	32	26	8	1	0	0
Pike	195	114	137	117	84	76	51	47	49	42	24	9	1	1
Portage	242	159	115	83	78	78	60	65	36	27	20	9	3	2
Preble	228	123	100	95	83	64	68	51	35	22	15	0	0	0
Putnam	222	101	82	77	71	65	56	56	34	24	6	1	0	0
Richland	175	113	92	98	78	66	53	46	36	30	16	9	6	2

## Members in Organized Clubs by Years in 4-H (Active & Return members)

	1	2	3	4	5	6	7	8	9	10	11	12	13	14+
Ross	414	285	245	265	207	155	124	107	112	78	38	41	7	0
Sandusky	192	127	96	99	100	55	64	56	32	27	17	3	3	1
Scioto	345	188	150	133	87	96	85	54	42	21	16	10	9	2
Seneca	222	175	123	107	98	98	63	73	57	34	7	4	1	0
Shelby	213	153	150	96	76	67	62	45	35	34	10	0	0	0
Stark	252	164	116	103	82	64	49	58	40	27	9	6	3	2
Summit	203	103	85	53	66	42	30	18	5	13	1	4	2	1
Trumbull	133	86	61	60	53	42	25	24	14	13	8	5	2	2
Tuscarawas	273	193	122	110	79	83	53	56	38	32	15	0	0	0
Union	300	161	141	114	90	89	76	50	36	29	0	0	0	0
Van Wert	130	77	73	52	49	49	53	36	23	22	5	2	0	0
Vinton	126	66	80	52	41	30	38	20	14	6	5	8	0	0
Warren	246	148	122	98	86	64	52	30	39	28	11	16	6	0
Washington	168	99	83	121	73	71	61	56	22	27	12	1	1	0
Wayne	377	227	168	171	142	140	116	91	90	36	24	11	2	2
Williams	144	103	103	72	77	60	41	42	33	16	13	0	0	0
Wood	265	179	146	133	122	76	71	64	46	33	32	21	1	0
Wyandot	104	72	77	71	64	52	67	43	29	28	20	0	0	0
<b>Total</b>	20290	11425	9305	8067	6933	5940	5023	4114	3364	2435	1238	452	171	36



### Volunteers by Years of Service

County	1	2 - 5	6 - 10	11 - 15	16 - 20	21 - 25	26 - 30	31 +	Total	Average Length of Service
Adams	16	63	35	21	6	6	1	2	150	4.6
Allen	25	58	57	32	20	19	6	10	227	4.3
Ashland	15	67	68	18	8	8	5	6	195	4.3
Ashtabula	18	91	38	24	15	8	1	11	206	4.4
Athens	25	89	48	26	18	9	4	1	220	6.3
Auglaize	20	83	63	35	19	15	11	5	251	5.8
Belmont	6	43	10	9	16	6	0	9	99	2.3
Brown	30	61	48	21	22	7	7	3	199	4.4
Butler	43	96	54	33	11	10	9	6	262	5.6
Carroll	12	35	36	10	4	2	0	1	100	2.3
Champaign	48	176	96	48	30	9	7	8	422	8.3
Clark	48	183	114	41	22	17	11	17	453	7.9
Clermont	25	103	68	28	8	9	4	4	249	7.1
Clinton	9	69	39	28	12	11	6	7	181	3.2

## Volunteers by Years of Service

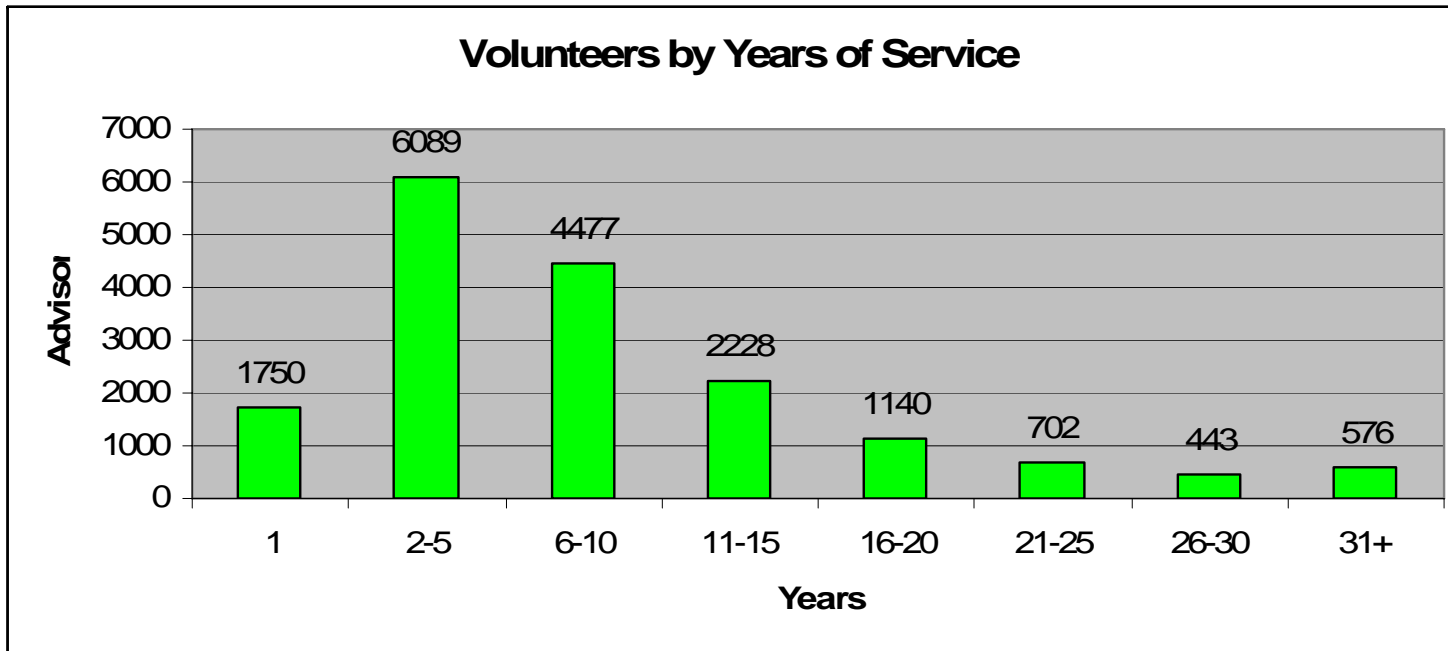
County	1	2 - 5	6 - 10	11 - 15	16 - 20	21 - 25	26 - 30	31 +	Total	Average Length of Service
Columbiana	13	66	40	33	17	7	3	12	191	4.4
Coshocton	26	80	81	47	39	15	14	6	308	6.3
Crawford	14	66	52	16	5	2	4	2	161	5
Cuyahoga	12	86	58	39	24	14	8	8	249	5.8
Darke	22	92	61	37	16	9	9	9	255	5.9
Defiance	5	37	27	12	8	8	0	3	100	2.9
Delaware	30	121	105	57	17	14	12	7	363	6.8
Erie	16	49	43	15	6	6	6	8	149	2.3
Fairfield	30	95	59	40	25	9	6	16	280	5.6
Fayette	25	57	50	20	8	8	6	7	181	3
Franklin	28	59	49	20	7	4	4	1	172	5.4
Fulton	27	76	94	36	20	9	5	7	274	5.4
Gallia	30	47	57	37	21	7	10	8	217	4.5
Geauga	19	62	40	14	8	11	2	1	157	5.1
Greene	26	87	68	19	16	13	10	12	251	4.9
Guernsey	17	60	55	34	20	11	9	12	218	5
Hamilton	1	6	3	1	0	0	1	1	13	0.4
Hancock	23	54	53	26	16	14	3	7	196	4
Hardin	14	47	42	20	16	7	3	9	158	3.8
Harrison	20	34	22	19	1	2	2	10	110	2
Henry	23	46	33	24	12	7	2	1	148	4.8
Highland	18	84	68	38	24	17	2	11	262	5.2
Hocking	8	64	44	16	12	6	0	2	152	3.9
Holmes	16	80	54	25	9	3	6	8	201	3.3
Huron	19	68	59	33	11	11	5	12	218	3.4
Jackson	20	54	28	14	10	3	7	6	142	3.9
Jefferson	15	26	25	14	8	8	1	6	103	2.3
Knox	30	112	81	20	22	10	3	4	282	6.3
Lake	18	54	36	20	5	7	5	22	167	3.2
Lawrence	9	34	15	13	11	4	3	5	94	1.9
Licking	15	81	75	28	13	19	6	6	243	4.4
Logan	14	70	51	31	9	5	6	3	189	3.6
Lorain	30	143	78	50	24	10	13	17	365	6.2
Lucas	5	21	12	9	8	4	4	6	69	1.5

## Volunteers by Years of Service

County	1	2 - 5	6 - 10	11 - 15	16 - 20	21 - 25	26 - 30	31 +	Total	Average Length of Service
Madison	25	52	50	18	8	4	4	3	164	2.6
Mahoning	21	97	59	32	18	12	10	14	263	4.1
Marion	4	32	45	17	8	8	7	6	127	2.8
Medina	29	111	89	43	29	19	10	10	340	8.7
Meigs	8	29	16	5	5	3	0	3	69	1.1
Mercer	3	38	28	22	8	6	4	1	110	3.4
Miami	33	99	57	34	13	12	4	6	258	5.6
Monroe	9	40	38	12	9	5	2	1	116	3.4
Montgomery	11	55	36	20	12	7	4	3	148	3.4
Morgan	23	49	39	15	9	5	2	2	144	4.2
Morrow	19	38	41	20	9	6	3	4	140	3
Muskingum	39	81	97	35	26	19	14	17	328	6.3
Noble	9	25	29	13	6	4	3	3	92	2.2
Ottawa	13	53	20	16	6	5	1	5	119	2
Paulding	4	17	21	7	6	0	2	3	60	1.6
Perry	17	69	42	21	8	3	0	1	161	2.9
Pickaway	19	75	29	16	4	3	0	6	152	3
Pike	19	94	59	30	10	5	0	2	219	6.3
Portage	20	61	41	24	16	8	14	18	202	4.2
Preble	22	92	47	15	26	7	6	4	219	5.5
Putnam	6	54	44	19	5	5	4	5	142	4.2
Richland	26	49	46	18	7	6	1	2	155	4.4
Ross	49	144	111	58	26	19	12	13	432	10.5
Sandusky	4	46	44	21	11	3	8	8	145	3
Scioto	52	95	83	38	10	5	6	10	299	5.8
Seneca	15	72	55	33	16	7	6	7	211	3.8
Shelby	18	30	23	16	15	3	3	4	112	2.2
Stark	14	55	63	50	17	16	8	9	232	4.9
Summit	6	73	27	9	3	2	4	4	128	2.4
Trumbull	17	56	39	19	5	3	2	3	144	3.3
Tuscarawas	32	71	68	34	8	6	4	6	229	4.2
Union	20	75	55	26	8	7	4	6	201	4.4
Van Wert	3	36	33	16	6	0	7	4	105	2
Vinton	24	52	31	15	4	3	0	4	133	3

## Volunteers by Years of Service

County	1	2 - 5	6 - 10	11 - 15	16 - 20	21 - 25	26 - 30	31 +	Total	Average Length of Service
Warren	41	106	66	31	16	11	6	2	279	7
Washington	21	100	73	25	15	7	2	8	251	4.3
Wayne	39	174	126	68	27	21	13	8	476	11.6
Williams	18	47	31	23	8	3	2	4	136	3.7
Wood	13	73	44	30	7	7	6	9	189	3.6
Wyandot	7	39	40	13	11	7	3	3	123	2.5
<b>Total</b>	<b>1750</b>	<b>6089</b>	<b>4477</b>	<b>2228</b>	<b>1140</b>	<b>702</b>	<b>443</b>	<b>576</b>		<b>4.3</b>





# State Breakdown of Projects by Type 2005

Project Code	Project Name	Total	Group Total
<b>Discovering 4-H</b>			<b>425</b>
91	Discovering 4-H 1	243	
92	Discovering 4-H 2	110	
93	Discovering 4-H 3	72	
<b>Exploring 4-H</b>			<b>313</b>
94	Exploring Animals	172	
95	Exploring Energy	24	
96	Exploring Me and My Home	77	
97	Exploring Plants	40	
<b>Aerospace Science</b>			<b>1174</b>
501	Rockets Away (2-liter bottles)	473	
502	Science of Flight	135	
503	Rockets Away (Estes type)	566	
<b>All Terrain Vehicles</b>			<b>317</b>
555GPM	All Terrain Vehicle	317	
<b>Aquariums</b>			<b>1264</b>
625 GPM	Fishy Science	908	
626	Keeping Fish Alive	247	
627	Special Aquarium Setups	61	
628	Aquatic Plants	37	
<b>Archery</b>			<b>931</b>
631	Basic Archery	931	
<b>Athletics</b>			<b>724</b>
300	You're the Athlete	724	
<b>Beef</b>			<b>1116</b>
113	Market Beef Project and Record Book	3799	
114	Beef Breeding Project and Record Book	1570	
116	Beef Feeder Calf Project and Record Book	2770	
119	Dairy Beef Feeder Project and Record Book	3022	
<b>Beekeeping</b>			<b>253</b>
641	Beekeeping Manual-Basic	253	
<b>Bicycle</b>			<b>308</b>
517	Bicycle Adventure I	182	
518	Bicycle Adventure II	79	
519	Bicycle Adventure III	47	

Project Code	Project Name	Total	Group Total
<b>Cats</b>			<b>1268</b>
216	Cat-1 Purrr-fect Pals	946	
217	Cat-2 Climbing Up	243	
218	Cat-3 Cat Connections	79	
<b>Child Care</b>			<b>525</b>
434	Growing on my Own	188	
435	Growing with Others	241	
436	Growing in Communities	96	
<b>Citizenship/International</b>			<b>88</b>
396	And My World I... The World Around Me	51	
397	And My World II... People and Customs of the World	37	
<b>Clothing</b>			<b>6444</b>
406	Clothes for High School and College	203	
407	Accessories for Teens	505	
408	Creative Costumes	151	
409	Ready Let's Sew	1413	
410	Fun with Clothes	471	
412	Sew for Others	424	
413	Joyful Jumper (ages 11-13)	280	
415	Active Sportswear	143	
417	Dress-Up Outfit	278	
418	Lounging Apparel	381	
419	Tops For Tweens (ages 11-13)	585	
420	Outer Layers	83	
423	Sportswear for Spectators	120	
424	Clothing for Middle School	484	
425	Frugal Fashions	420	
426	Clothing for Your Career	61	
427	It's Time for Clothing–Beginner	161	
428	It's Time for Clothing–Intermediate	184	
429	It's Time for Clothing–Advanced	97	
<b>Cloverbuds</b>			<b>10457</b>
710GPM	Ohio Cloverbud Program	10009	
711GPM	Ohio Cloverbud Program II	448	
<b>Communications Resources</b>			<b>28</b>
909R	Demonstrations 101	26	
970R	Tools for Public Speaking 10 I	2	
<b>Creative Arts</b>			<b>1877</b>
592	Art as Expression	1877	

Project Code	Project Name	Total	Group Total
<b>Dairy Cattle</b>			<b>2210</b>
122	Dairy Calves and Heifers Project and Record Book	1586	
126	Dairy Cows Project and Record Book	624	
<b>Dog Care and Obedience</b>			<b>6309</b>
200	Dog Care	2244	
204	Grooming and Handling Dogs	1537	
206	Dog Obedience Training-Beginning	2269	
207	Dog Obedience Training-Advanced	255	
365.08	Assistance Dogs	4	
<b>Electricity</b>			<b>615</b>
527	Magic of Electricity	464	
528	Investigating Electricity	134	
529	Wired for Power	68	
530	Entering Electronics	59	
<b>Field Crops</b>			<b>346</b>
660	Corn	170	
661	Small Grains	59	
662	Soybeans	117	
<b>Fishing</b>			<b>1142</b>
623	Fishing for the Beginner	835	
624	Fishing for the Intermediate	307	
<b>Food Science</b>			<b>3112</b>
489GPM	Breads of Harvest	3020	
490	Science Fun with Dairy Foods	57	
498GPM	Science Fun with Dairy Foods	5	
<b>Foods and Nutrition</b>			<b>6257</b>
459	I Spy in the Kitchen*	971	
461	Let's Bake Quick Breads	471	
462	Yeast Breads on the Rise	341	
466	Mini Meal Magic	1308	
467	You're the Chef	541	
468	Meals in Minutes	743	
469	The Global Gourmet	367	
472	The Outdoor Chef	669	
475	Star Spangled Foods	472	
476	Pathways to Culinary Success	170	
481	Food & Fitness for Fun	306	
482	Food & Fitness Choices for You	224	
487	Fast Break for Breakfast	295	

Project Code	Project Name	Total	Group Total
488GPM	Team Up for Nutrition	49	
<b>Forestry</b>			<b>270</b>
613	Exploring Our Forests	184	
614	Tree Planting	86	
<b>Gardening</b>			<b>1752</b>
673	From Seed to Flower	710	
674	Indoor Gardening	152	
691	Vegetable Gardening I	774	
692	Growing with the Seasons	107	
496GPM	Growing Together	9	
<b>Genealogy</b>			<b>626</b>
442	Family History Treasure Hunt	626	
<b>Goats</b>			<b>3676</b>
130	Angora Goats	114	
131	Goat Manual	3562	
<b>Grazing Management</b>			<b>28</b>
100	Management Intensive Grazing	28	
<b>Gun Safety</b>			<b>858</b>
630	Safe Use of Guns	858	
<b>Health</b>			<b>1310</b>
349	Health A, Discovering Myself	95	
*353	First Aid for Kids	483	
357	Alcohol Decisions	205	
358	Tobacco and You	230	
361	Keeping Fit	297	
<b>Home Decorating and Designing</b>			<b>1711</b>
491	Adventures in Home Living	515	
493	Furniture and Woodwork Recycling	328	
494	Designing Interiors	709	
495	Your First Home Away From Home	159	
<b>Photography</b>			<b>3232</b>
579	Adventures with Your Camera-A	2064	
580	Adventures with Your Camera-B	888	
583	Adventures with Adjustable Cameras	280	

Project Code	Project Name	Total	Group Total
<b>Plant Science</b>			<b>1770</b>
695 GPM	Go Plants	1770	
<b>Poultry</b>			<b>18934</b>
151	Poultry Production/Raising Pullets	777	
152	Poultry Production/Raising Broilers	3156	
153	Raising Fancy Poultry	1581	
166	Raising Turkeys	1200	
167	Ducks and Geese	984	
165GPM	The Incredible Egg	11211	
<b>Rabbits</b>			<b>11550</b>
225	Breeding Rabbit Project & Record Book	4766	
226	Market Rabbit Project & Record Book	4474	
227	Pet Rabbit Project & Record Book	2310	
<b>Radio Controlled Vehicles</b>			<b>423</b>
504	Radio Controlled Vehicles	423	
<b>Rope</b>			<b>444</b>
540	Rope	444	
<b>Self-Determined</b>			<b>9899</b>
365	Self-Determined Project	9899	
<b>Sheep</b>			<b>5524</b>
198	Market Lamb Project and Record Book	4551	
199	Sheep Breeding Project and Record Book	973	
<b>Shooting Sports Group Projects</b>			<b>2402</b>
750	Rifle Record Book	709	
751	Archery Record Book	499	
752	Shotgun Record Book	622	
753	Pistol Record Book	256	
754	Hunting and Wildlife Record Book	36	
755	Muzzle Loading Record Book	167	
756	Living History Record Book	113	
<b>Small Engines</b>			<b>697</b>
541	Crank It Up	403	
542	Warm It Up	160	
543	Tune It Up	134	

Project Code	Project Name	Total	Group Total
<b>Swine</b>			<b>13379</b>
139	Market Hog Project and Record Book	12749	
140	Swine Breeding Project and Record Book	630	
<b>Theater Arts</b>			<b>464</b>
593	Soaring Into Action	302	
594	Quest for Expression	125	
595	Voyaging Beyond	37	
<b>Home Equipment</b>			<b>38</b>
403	Exploring the World of Small Appliances	38	
<b>Horses</b>			<b>11140</b>
171	Basic 4-H Horsemanship	3595	
172	Basic 4-H Horse Science	1823	
173	Horseless Horse	1309	
175	Light Horse Selection	935	
177	Basic Horse Training	973	
180	Learning to Jump	423	
181	Draft Horse	202	
182	Horse Nutrition	450	
184	Standardbred Horse	116	
*185	Equine Reproduction and Genetics	406	
188	Trail Riding	638	
189	Dressage	270	
<b>Insects</b>			<b>296</b>
644	Exploring Our Insect World I	253	
645	Exploring Our Insect World II	43	
<b>Laundry</b>			<b>785</b>
404	Laundry for Beginners	626	
405	Laundry-Advanced	159	
<b>Lawncare</b>			<b>184</b>
548	Lawncare	184	
<b>Leadership</b>			<b>4289</b>
370	One on One	240	
371	4-H Club Teen Leadership	167	
372	Multi-Level Teen Leadership	54	
373	Teen Leadership on the Job	46	
374	Teen Boardmanship	93	
	377 Speak Out		72

Project Code	Project Name	Total	Group Total
391	Leadership Skills You Never Outgrow I	159	
392	Leadership Skills You Never Outgrow II	174	
393	Leadership Skills You Never Outgrow III	37	
394	Leadership Skills You Never Outgrow IV	12	
511GPM	CarTeens	3120	
<b>Leisure Activities</b>			<b>530</b>
496	Collectibles	530	
<b>Money Management</b>			<b>773</b>
445	Becoming Money Wise	279	
446	Money Fundamentals	139	
447	Money Moves	85	
448	Teens...On the Road to Financial Success	270	
<b>Natural Resources</b>			<b>722</b>
611	Let's Explore the Outdoors	308	
617	Exploring Ohio Ponds	71	
621	Ohio Birds	343	
<b>Pet Care</b>			<b>1470</b>
215	Guinea Pig	640	
220	Small Animals Project Book	727	
230 GPM	4-H PetPALS	103	
<b>Tractor and Machinery Operation</b>			<b>119</b>
	550GPM Safe Operation of Agriculture Equipment	119	
<b>Trapping</b>			<b>119</b>
622	Trapping Muskrats in Ohio	119	
<b>Veterinary Science</b>			<b>966</b>
241	The Normal Animal	525	
242	Animal Disease	300	
243	Animal Health - Relation to World	141	
<b>Water Science</b>			<b>450</b>
602GPM	Beans About Water	450	
<b>Weather</b>			<b>1484</b>
603GPM	Weather Together	1484	

<b>Welding</b>			<b>771</b>
573	Arcs and Sparks	771	
<b>Woodworking</b>			<b>2960</b>
556	Measuring Up	1476	
557	Making the Cut	773	
558	Nailing it Together	428	
559	Finishing Up	283	
<b>Writing</b>			<b>1330</b>
587	Writing and Reporting for Teens	169	
588	Creative Writing	1161	
		<b>Total</b>	<b>154878</b>





# Ohio Counties Self Determined Projects 2005

## Project Name      Number in project

Advanced Woodworking	3
Agr. Research project	4
Alpaca	25
Arrange Flowers/Terrarium	12
Block by Block	14
Born & Raised Steer	20
Cake Decorating	154
Candy Making	149
Carcass Hog	113
Carcass Lamb	135
Carcass Steer	69
Cheese Production	16
Clothing Construction	24
Cookies	98
Crochet	65
Discover Ohio Wildflowers	2
Donkey	5
Drawing	51
Electric Panel	7
Energy Fair	6
Fryer Meat Rabbit	12
Habitats are Home	9
Hay	2
Healthy Snacks	5
Hen & Egg	4
Horse Photography	52
Its Our Business	4
Large Welding Project	2
Litter Education	8
Llama	173
Make Healthy Food Choices	3
Market Goat	74
Market Green Goose	6
Memories Partner	2
Memory Partners	4
Model Build/Scalecraft	25
Model Railroading	23
My First Patchwork	2

## Project Name      Number in project

My First Quilt Book	11
Nature - Outdoor Ed	7
Outdoor Recreation	1160
Oxy-Acetylene Panel	4
Paper Making	17
Patched N Pieced Pillow	39
Pies	27
Pigeon/Squab Meat Pen	1
Plant Science and Crops	4
Pygmy Goat	260
Quilt Project	44
Rockin' Rocks	3
Rustic Camping	8
Science of Sound	34
Science Starts with You	11
Scrapbook	67
SD Natural Resources	29
Small Welding Project	7
Squirrel	1
Sweet Corn	1
Taxidermy	1
Terrific Terrariums	7
Up Up Away	12
Urban & Backyard Wildlife	1
Urban Gardening Project	4
Wildflowers	1
Wire Welding Panel	12

# Terminology

**4-H:** The Extension youth development education program of the Cooperative Extension Service

**Participants in 4 -H:** 4-H youth development education programs are created and conducted by the Cooperative Extension System and its partners principally for specific developmental levels of youth within the span of the grades K-12. “Special” 4-H programs are offered to mentally challenged individuals of any age. In addition, Collegiate 4-H organizations provide volunteer service, social and educational opportunities for young adults in college. Adults participating in 4-H educational programs may do so as volunteers and/or to learn about working with youth as parents, as volunteers, or as professionals. The 4-H name and emblem can appropriately be used with this full range of youth and adult participants.

## **Ethnicity:**

In compliance with Department of Justice rules and regulations, all recipient agencies of federally assisted programs, which are required to collect and record racial participation data must use the following revised racial-ethnic categories. These categories are:

**American Indian or Alaskan Native:** A person having origins in any of the original peoples of North America, and who maintains cultural identification through tribal identification or community recognition.

**Asian or Pacific Islander:** A person having origins in any of the original peoples of the Far East, Southeast Asia, the Indian Subcontinent, or the Pacific Islands. This area includes, for example, China, Japan, Korea, the Philippine Islands, and Samoa.

**Black, not of Hispanic Origin:** A person having origins in any of the black racial groups of Africa.

**White, not of Hispanic Origin:** A person having origins in any of the original peoples of Europe, North Africa, or Middle East.

**Hispanic:** A person of Mexican, Puerto Rican, Cuban, Central or South American or other Spanish culture or origin.

## **Residence Classifications**

**1. Farm.** Use the U.S. Census definition for a farm which includes all persons living in rural territory on places from which \$1,000 or more of agricultural products were sold, or normally would have been sold, in the reporting year.

**2. Towns under 10,000 and rural non-farm.** Persons who live in towns under 10,000 population in rural non-farm and open country situations not reported as farm in above definition.

**3. Towns and cities, with populations of 10,000 and up to 50,000 and their suburbs.** Include participants who live within the immediately built-up areas surrounding such towns and cities even though they might live somewhat beyond the immediate city limits.

**4. Suburbs of cities over 50,000.** Report the number of participants in the urbanized and contiguous suburbs and towns surrounding a city over 50,000. This category conforms to the urbanized portion of metropolitan rings included in standard metropolitan statistical areas (SMSA's).

**5. Central cities over 50,000.** Report the participants within the boundaries of metropolitan cities over 50,000 population. This category includes twin cities of standard metropolitan statistical areas (SMSA's).