



Ohio 4-H Youth Development State Statistical Report 2006



“4-H is a community of young people across America who are learning leadership, citizenship, and life skills”

Table of Contents

2006 Statistical Overview Pg. 3

Statewide Statistics

Enrollment, Grade, and Residence Pg. 4
Racial-Ethnic Breakdown Pg. 5 - 6
Adult and Youth Volunteers Pg. 6

Statistics by County

Member Enrollment Pg. 7 - 9
Place of Residence Pg. 10 - 11
Percent of Potential Pg. 12 - 13
4-H Members by Gender Pg. 14 - 15
4-H Members by Grade Pg. 16 - 21
Ethnicity of Membership Pg. 22 - 25
Members Years in 4-H Pg. 26 - 28
Volunteers Years of Service.Pg. 29 - 32
State Breakdown of ProjectsPg. 33 - 40
County Breakdown of Self Determined Projects Pg. 41
TerminologyPg. 42



Prepared by: Jim Elder, Extension Educator,
West Regional Office, 1219 West Main Cross Street, S.R. 12, Suite 202, Findlay, OH 45840
Office: 419.422.6106 ext. - 2513 Fax: 419.422.7595
E-mail: elder2@ag.osu.edu

All educational programs conducted by Ohio State University Extension are available to clientele on a nondiscriminatory basis without regard to race, color, creed, religion, sexual orientation, national origin, gender, age, disability or Vietnam-era veteran status. Keith L. Smith, Associate Vice President for Ag. Admin. and Director, OSU Extension
TDD No. 800-589-8292 (Ohio only) or 614-292-1868

2006



Statistical Report

OHIO 4-H YOUTH DEVELOPMENT

Who Participates in Ohio 4-H?

Youth

In 2006, **318,956** youths were involved in **14,471** different Clubs and Groups.

- **28%** participated in organized clubs
- **23%** participated in school enrichment units
- **34%** participated in special interest units.
- **9.8%** of the total youth in the state of Ohio between the ages of 5 and 19 that participate in 4-H programs.

Volunteers

In 2006, **21,998** adult volunteer leaders were actively involved in 4-H. A total of **12,155** youth volunteered their time for 4-H programs.

The average length of service for 4-H volunteers is 4.28 years. In Ohio, 630 people have been volunteering for the 4-H program for 30 or more years.

Ethnicity

21,614 African American youth were in the 4-H program during 2006 along with **527** American Indian, **5,080** Hispanic, and **1271** Asian.

Camps

47,939 youth participated in **808** 4-H Youth conducted camping sessions.

Residence

4-H'ers live in many different areas of the state. The breakdown is as follows:

- **15%** from Farms
- **44%** from Rural areas
- **24%** from Cities 10,000-50,000
- **6%** from Suburbs
- **11%** from Metropolitan Cities

Gender

52% of 4-H'ers are female and **48%** are male.

4-H Projects and Programs

A total of **375997** 4-H projects and programs were completed this year.

- **3.7%** Citizenship & Civic Education
- **2.5%** Communications & Expressive Arts
- **5%** Consumer & Family Sciences
- **13.2%** Environmental Education
- **13.2%** Healthy Lifestyle Education
- **16.2%** Personal Development & Leadership
- **31.6%** Plants & Animals
- **11.6%** Science & Technology
- **6%** Food & Nutrition

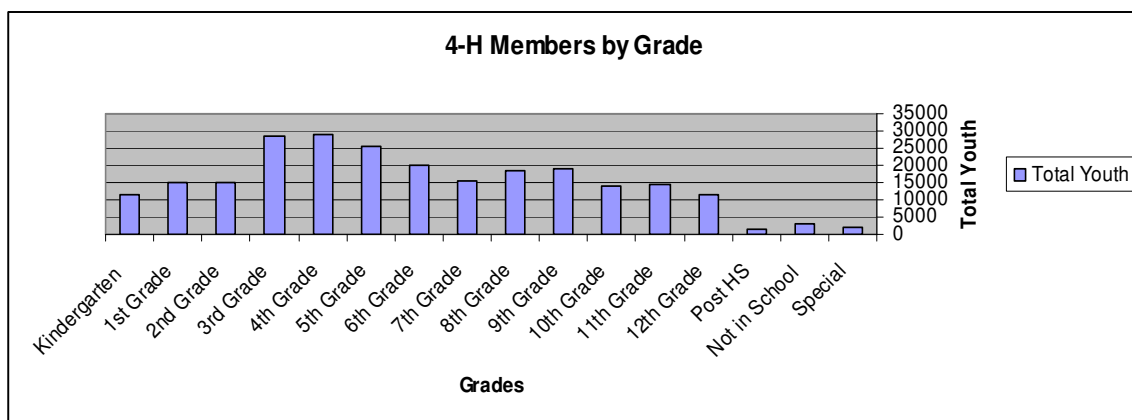
2006 Ohio 4-H Member Enrollment

	Boys	Girls	Total Youth	4-H Units
Community Clubs	35891	51880	87771	5619
In School Clubs	194	197	391	23
After School Clubs	511	650	1161	96
Military 4-H Clubs	288	279	567	63
Total 4-H Club Membership	36884	53006	89890	5801
Special Interest-short term	49493	56662	106155	4635
Overnight Camping	6271	10007	16278	471
Day Camping	20531	11130	31661	337
Total Youth participating in 4-H Camping	26802	21137	47939	808
School Enrichment	36078	38126	74204	3151
Ind. Study/mentoring	2	14	16	
School Age Child Care	393	359	752	76
Total	149652	169304	318956	14471
Total Minus Duplicates	117488	124256	241744	12948

School Grade

(Duplicates Eliminated)

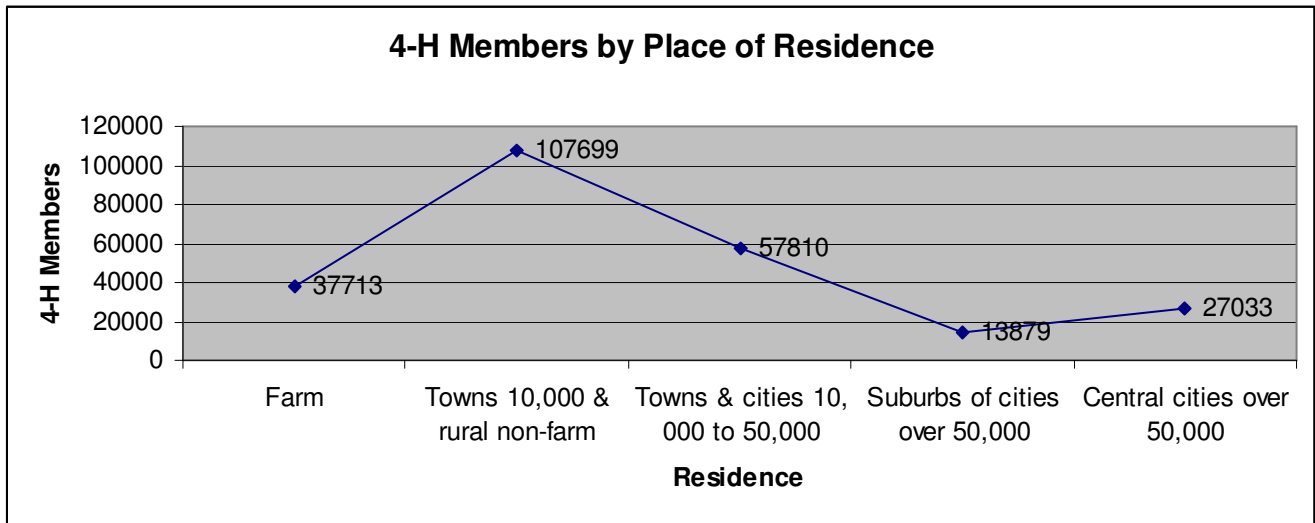
School Grade	Total Youth
Kindergarten	11174
1st Grade	14535
2nd Grade	14324
3rd Grade	27987
4th Grade	28472
5th Grade	25022
6th Grade	20166
7th Grade	15566
8th Grade	18377
9th Grade	19230
10th Grade	13966
11th Grade	14474
12th Grade	11645
Post HS	1664
Not in School	2940
Special	2202
Total	241744



Place of Residence - (Duplicates Eliminated)

Place of Residence	Total Youth
Farm	37734
Towns 10,000 & rural non-farm	105972
Towns & cities 10,000 to 50,000	57118
Suburbs of cities over 50,000	13882
Central cities over 50,000	27038
Total	241,744





Race and Ethnicity of 4-H - (Duplicates Eliminated)

	Race and Ethnicity of 4-H Participants		Race and Ethnicity of 4-H Volunteers		Race and Ethnicity of Youth 4-H Volunteers	
	Hispanic	Not Hispanic	Hispanic	Not Hispanic	Hispanic	Not Hispanic
White	4394	212364	117	21316	157	11453
Black or African-American	248	19832	0	185	0	394
American Indian	21	377	1	17	1	1
Asian	27	1061	0	5	0	3
Native Hawaiian or Other Pacific Islander	3	116	0	3	0	0
White & Black or Africa American	60	1442	0	5	0	94
White & American Indian or Alaska Native	0	97	0	14	0	1
Black & American Indian or Alaska Native	12	20	1	1	0	1
White & Asian	12	171	0	0	0	25
Balance (other Combinations)	303	1202	5	328	0	25
Total Hispanic	5080		124		158	
Total not Hispanic		236664		21874		11997

Race and Ethnicity of 4-H Participants		Race and Ethnicity of 4-H Volunteers		Race and Ethnicity of Youth 4-H Volunteers	
Total	241744		21998		12155
Total White	218522		21452		11730
Total Black	21614		192		489
Total American Indian or Alaska Native	527		34		4
Total Asian	1271		5		28
Total Native Hawaiian or Alaska other pacific Islander	119		3		0
Total racial Minorities	25004		565		545
Total Racial and Ethic Minorities	29398		682		702

Classification of 4-H Volunteer Service

	Adult Volunteers		Youth Volunteers	
	Male	Female	Male	Female
4-H Direct Volunteer	7742	16401	1983	4072
4-H Indirect Volunteer	2228	2641	4088	4994
4-H Middle Manager	195	257	0	7
Total (duplications not eliminated)	10165	19299	6071	9073
Total (duplications eliminated)	7401	14422	5091	6944
Total Female	21366			
Total Male	12492			
Total Volunteers	33858			

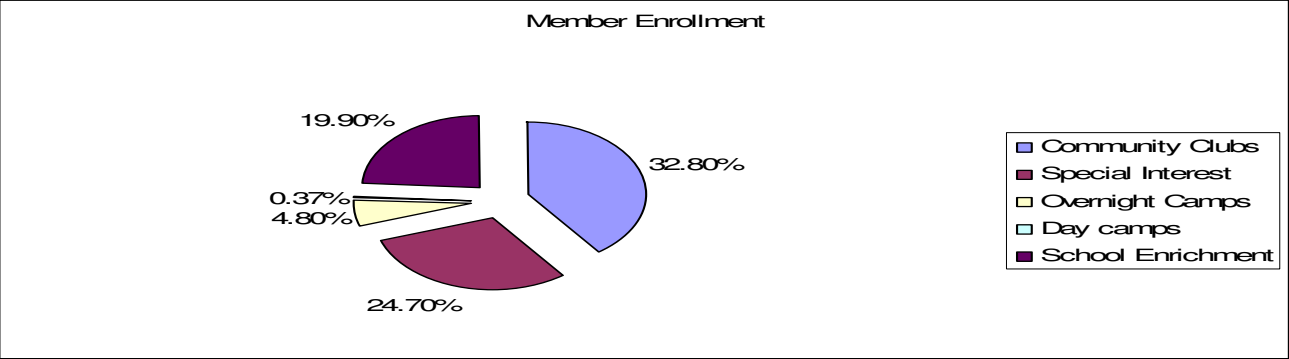
2006 Member Enrollment by County

County	Community Clubs	ORGANIZED IN School Clubs	After School Clubs	Military Clubs	Special Int./short term	Overnight Camps	Day Camps	School Enrichments	Individual Studt / mentoring . Family learning	School age Child Care Education programs	Total	Total Duplications Eliminated
Adams	727	0	0	0	0	10	70	0	0	0	807	716
Adventure Central	14	0	249	0	227	130	156	60	0	0	836	387
Allen	1815	0	0	0	506	94	0	1100	0	0	3515	2801
Ashland	820	0	0	0	215	126	102	455	0	0	1718	1040
Ashtabula	1001	0	17	0	55	225	43	3432	0	0	4773	3889
Athens	788	0	14	0	19	127	0	282	0	0	1230	1025
Auglaize	1137	0	0	0	288	175	54	1113	0	0	2767	2290
Belmont	654	0	0	0	294	202	0	880	0	0	2030	1546
Brown	906	0	0	0	5	28	54	1097	0	0	2090	2060
Butler	1422	0	0	0	9700	220	282	2693	0	0	14317	14239
Carroll	1232	0	0	0	36	201	0	0	0	0	1469	1442
Champaign	1601	0	0	0	2272	346	0	77	0	0	4296	1769
Clark	1737	0	35	0	3388	421	348	2871	0	0	8800	5092
Clermont	932	0	0	0	1186	119	0	0	0	0	2237	1697
Clinton	862	0	0	0	2785	70	24	0	0	0	3741	3242
Columbiana	756	0	0	0	85	73	24	48	0	0	986	852
Coshocton	866	0	0	0	866	109	112	0	0	0	1953	964
Crawford	722	0	0	0	575	157	73	314	0	0	1841	1203
Cuyahoga	278	0	54	0	5539	0	0	867	0	0	6738	5563
Darke	1208	0	18	0	38	89	76	2111	0	0	3540	3223
Defiance	639	0	16	0	846	182	230	501	0	0	2414	1296
Delaware	1323	0	0	0	1403	182	0	141	0	0	3049	1831
Erie	602	0	0	0	611	114	5	376	0	0	1708	1203
Fairfield	1412	0	0	0	145	188	25	1619	0	0	3389	3169
Fayette	832	0	0	0	0	316	13	22	0	0	1183	824
Franklin	804	81	39	0	3148	149	64	958	0	0	5243	4990
Fulton	1201	0	0	0	996	79	0	114	0	0	2390	1925
Gallia	1285	0	82	0	939	416	87	1434	0	0	4243	2807
Geauga	808	0	0	0	0	37	0	583	0	0	1428	1325
Greene	1465	0	0	185	1323	265	35	2157	0	0	5430	4809
Guernsey	880	0	0	0	0	37	0	511	0	0	1428	1325
Hamilton	166	0	0	0	293	0	168	7010	0	0	7637	7634
Hancock	1552	0	46	0	1046	215	63	1096	0	0	4018	2288

County	Community Clubs	ORGANIZED IN School Clubs	After School Clubs	Military Clubs	Special Int./short term	Overnight Camps	Day Camps	School Enrichments	Individual Studt / mentoring . Family learning	School age Child Care Education programs	Total	Total members Duplications Eliminated
Hardin	1043	0	0	0	8	180	0	292	0	0	1523	1039
Harrison	691	0	0	0	354	75	84	367	0	0	1571	667
Henry	775	0	22	0	62	241	0	0	8	0	1100	802
Highland	1094	0	0	0	849	155	0	66	0	95	2259	1926
Hocking	827	0	28	0	1521	101	23	0	0	0	2500	1692
Holmes	700	0	0	0	2253	113	0	1102	0	0	4168	2357
Huron	1053	0	0	0	626	186	85	0	0	0	1950	1097
Jackson	692	0	0	0	1035	141	0	183	0	0	2051	1817
Jefferson	733	0	0	0	21	199	0	2699	0	0	3652	2031
Knox	1391	0	0	0	3191	144	0	630	0	0	5356	2393
Lake	975	0	0	0	0	130	78	796	0	0	1979	1973
Lawrence	563	260	0	0	5145	51	61	46	0	0	6126	5050
Licking	1730	0	83	0	1621	242	70	2890	0	0	6636	3686
Logan	793	0	0	0	1537	22	35	1035	0	0	3422	2779
Lorain	1675	0	0	0	440	132	63	0	0	0	2310	2005
Lucas	278	0	37	0	1260	0	0	637	0	30	2242	2242
Madison	771	3	0	0	527	153	28	124	6	0	1606	1012
Mahoning	1199	0	0	0	124	103	57	0	0	0	1483	1190
Marion	842	0	0	0	24	135	44	0	0	0	1045	792
Medina	1323	0	29	0	659	143	75	2438	0	0	4667	4220
Meigs	454	0	0	0	412	69	60	17	0	28	1040	518
Mercer	1045	0	87	0	2040	397	55	2823	12	0	6459	3122
Miami	1121	0	0	0	643	103	15	276	0	0	2158	1796
Monroe	513	0	0	0	0	121	510	94	0	0	1238	954
Montgomery	504	0	48	281	10	274	0	1346	0	70	2533	1976
Morgan	570	0	0	0	679	78	39	327	0	0	1693	1131
Morrow	810	0	0	0	1160	107	65	0	0	0	2142	1606
Muskingum	1788	0	0	0	627	161	70	354	0	0	3000	2581
Noble	495	0	0	0	53	103	0	145	0	0	796	589
Ottawa	672	0	126	0	297	228	64	786	0	344	2517	1296
Paulding	587	0	0	0	320	110	0	0	0	0	1017	995
Perry	887	0	0	0	1343	71	110	0	0	0	2411	1076
Pickaway	831	0	0	0	160	88	125	342	4	0	1550	1166
Pike	963	0	0	0	610	167	59	251	0	0	2050	1185
Portage	1177	0	20	0	2366	176	36	3577	0	0	7352	5433
Preble	992	0	0	0	1930	101	0	0	0	0	3023	2127

County	Community Clubs	ORGANIZED IN School Clubs	After School Clubs	Military Clubs	Special Int./short term	Overnight Camps	Day Camps	School Enrichments	Individual Studt / mentoring . Family learning	School age Child Care Education programs	Total	Total members Duplications Eliminated
Putnam	863	0	0	0	1738	120	0	1268	0	0	3989	2975
Richland	1734	0	0	0	1854	97	22	225	0	0	3932	2893
Ross	2285	16	111	0	611	368	73	1332	0	0	4796	4040
Sandusky	1123	0	0	0	1983	91	33	1415	0	11	4656	3531
Scioto	1313	0	0	0	5379	468	0	215	0	0	7375	5109
Seneca	1958	0	0	0	3506	123	0	0	0	0	5587	2599
Shelby	1828	0	0	0	485	222	235	0	0	0	2770	1009
Stark	1048	0	0	0	1619	8	90	0	0	0	2765	2659
Summit	599	31	0	0	0	0	0	2576	0	0	3206	3202
Trumbull	694	0	0	0	203	109	0	304	0	0	1310	741
Tuscarawas	990	0	0	0	2861	202	217	2011	0	0	6281	3676
Union	1094	0	0	0	74	211	36	415	0	0	1830	1382
Van Wert	647	0	0	0	1564	135	0	0	0	0	2346	1364
Vinton	373	0	0	0	11	0	0	0	0	0	384	356
Warren	1083	0	0	0	1178	211	0	172	0	0	2644	1825
Washington	814	0	0	0	3946	817	141	235	0	75	6028	4175
Wayne	1544	0	0	0	0	134	50	2451	0	99	4278	4053
Williams	703	0	0	0	1117	194	45	657	0	0	2716	1848
Wood	1379	0	0	0	249	449	62	3268	0	0	5407	3028
Wyandot	695	0	0	0	1757	122	153	95	0	0	2822	1574

Updated 1/24/07



Place of Residence by County
(Duplications Eliminated)

County	Farm	Towns under 10,000 & Rural	Towns & Cities 10,000 to 50,000	Suburbs of cities over 50,000	Central cities over 50,000	Total
Adams	320	396	0	0	0	716
Adventure Central	0	0	0	0	387	387
Allen	427	1661	713	0	0	2801
Ashland	250	545	244	0	1	1040
Ashtabula	819	1426	1512	60	72	3889
Athens	332	585	108	0	0	1025
Auglaize	113	1623	553	1	0	2290
Belmont	113	1432	1	0	0	1546
Brown	566	1428	66	0	0	2060
Butler	982	1347	1837	7459	2614	14239
Carroll	562	880	0	0	0	1442
Champaign	557	918	280	2	12	1769
Clark	522	2161	673	436	1300	5092
Clermont	210	1168	228	78	13	1697
Clinton	440	2017	785	0	0	3242
Columbiana	461	290	93	3	5	852
Coshocton	234	590	139	1	0	964
Crawford	325	358	520	0	0	1203
Cuyahoga	0	0	0	1756	3807	5563
Darke	967	1424	832	0	0	3223
Defiance	170	674	452	0	0	1296
Delaware	247	911	421	160	92	1831
Erie	93	776	334	0	0	1203
Fairfield	504	1351	788	432	94	3169
Fayette	284	354	186	0	0	824
Franklin	103	108	353	804	3622	4990
Fulton	539	1380	3	0	3	1925
Gallia	357	2450	0	0	0	2807
Geauga	224	714	387	0	0	1325
Greene	498	766	2616	886	43	4809
Guernsey	224	714	387	0	0	1325
Hamilton	12	25	3	206	7388	7634
Hancock	454	723	1108	2	1	2288
Hardin	269	770	0	0	0	1039
Harrison	177	488	2	0	0	667
Henry	339	405	58	0	0	802
Highland	751	1104	69	2	0	1926
Hocking	325	1367	0	0	0	1692
Holmes	567	1788	2	0	0	2357
Huron	400	562	135	0	0	1097
Jackson	373	1291	153	0	0	1817
Jefferson	69	1922	37	1	2	2031
Knox	474	1443	472	4	0	2393
Lake	36	282	1328	86	241	1973
Lawrence	96	4945	8	0	1	5050
Licking	567	2472	564	42	11	3686

Place of Residence by County
(Duplications Eliminated)

County	Farm	Towns under 10,000 & Rural	Towns & Cities 10,000 to 50,000	Suburbs of cities over 50,000	Central cities over 50,000	Total
Logan	341	1034	1401	3	0	2779
Lorain	352	730	590	97	236	2005
Lucas	21	104	4	46	2067	2242
Madison	174	769	64	2	3	1012
Mahoning	209	598	218	135	30	1190
Marion	138	248	383	4	19	792
Medina	376	1116	2651	76	1	4220
Meigs	164	354	0	0	0	518
Mercer	994	1885	215	22	6	3122
Miami	482	754	484	50	26	1796
Monroe	393	561	0	0	0	954
Montgomery	309	266	245	379	777	1976
Morgan	209	840	82	0	0	1131
Morrow	439	1165	2	0	0	1606
Muskingum	717	1225	639	0	0	2581
Noble	337	252	0	0	0	589
Ottawa	226	711	352	6	1	1296
Paulding	539	456	0	0	0	995
Perry	231	787	56	1	1	1076
Pickaway	380	579	189	13	5	1166
Pike	95	1090	0	0	0	1185
Portage	732	2227	2421	25	28	5433
Preble	727	952	448	0	0	2727
Putnam	731	2243	1	0	0	2975
Richland	314	793	1709	39	38	2893
Ross	389	3177	472	2	0	4040
Sandusky	333	1687	1505	2	4	3531
Scioto	388	3611	1107	3	0	5109
Seneca	621	1052	926	0	0	2599
Shelby	190	738	81	0	0	1009
Stark	582	612	638	204	623	2659
Summit	22	66	154	100	2860	3202
Trumbull	156	338	216	20	11	741
Tuscarawas	351	670	2655	0	0	3676
Union	371	647	364	0	0	1382
Van Wert	425	803	136	0	0	1364
Vinton	110	246	0	0	0	356
Warren	263	768	730	40	24	1825
Washington	708	2401	1066	0	0	4175
Wayne	711	2019	1221	0	99	4053
Williams	229	1600	19	0	0	1848
Wood	538	745	1671	10	64	3028
Wyandot	523	1027	19	5	0	1574

Percent of Potential Membership

Duplications Eliminated

County	Total members	Population (5-19) 2000 data	Percent of Youth Population
Adams	716	6150	11.6
Allen	2801	24500	11.4
Ashland	1040	12051	8.6
Ashtabula	3889	22708	17.1
Athens	1025	14624	7.0
Auglaize	2290	10990	20.8
Belmont	1546	13395	11.5
Brown	2060	9829	21.0
Butler	14239	75957	18.7
Carroll	1442	6227	23.2
Champaign	1769	8669	20.4
Clark	5092	31193	16.3
Clermont	1697	40735	4.2
Clinton	3242	9244	35.1
Columbiana	852	23458	3.6
Coshocton	964	8268	11.7
Crawford	1203	9853	12.2
Cuyahoga	5563	290567	1.9
Darke	3223	11758	27.4
Defiance	1296	8953	14.5
Delaware	1831	25240	7.3
Erie	1203	16786	7.2
Fairfield	3169	27348	11.6
Fayette	824	6010	13.7
Franklin	4990	224542	2.2
Fulton	1925	9989	19.3
Gallia	2807	6780	41.4
Geauga	1325	21750	6.1
Greene	4809	34034	14.1
Guernsey	1325	8983	14.8
Hamilton	7634	185528	4.1
Hancock	2288	15730	14.5
Hardin	1039	7364	14.1
Harrison	667	3061	21.8
Henry	802	6923	11.6
Highland	1926	9226	20.9
Hocking	1692	6032	28.1
Holmes	2357	11097	21.2
Huron	1097	13906	7.9
Jackson	1817	7196	25.3
Jefferson	2031	14071	14.4
Knox	2393	12476	19.2
Lake	1973	46254	4.3
Lawrence	5050	13131	38.5
Licking	3686	32290	11.4
Logan	2779	10289	27.0
Lorain	2005	62824	3.2

Percent of Potential Membership

Duplications Eliminated

County	Total members	Population (5-19) 2000 data	Percent of Youth Population
Lucas	2242	101390	2.2
Madison	1012	8555	11.8
Mahoning	1190	52549	2.3
Marion	792	13819	5.7
Medina	4220	34405	12.3
Meigs	518	4856	10.7
Mercer	3122	10314	30.3
Miami	1796	21818	8.2
Monroe	954	3158	30.2
Montgomery	1976	116780	1.7
Morgan	1131	3265	34.6
Morrow	1606	7398	21.7
Muskingum	2581	18926	13.6
Noble	589	2883	20.4
Ottawa	1296	8381	15.5
Paulding	995	4677	21.3
Perry	1076	8072	13.3
Pickaway	1166	11001	10.6
Pike	1185	6414	18.5
Portage	5433	34006	16.0
Preble	2727	9426	29.0
Putnam	2975	8805	33.8
Richland	2893	27052	10.7
Ross	4040	14863	27.2
Sandusky	3531	13726	25.7
Scioto	5109	16657	30.7
Seneca	2599	13598	19.1
Shelby	1009	11320	8.9
Stark	2659	80029	3.3
Summit	3202	113370	2.8
Trumbull	741	46578	1.6
Tuscarawas	3676	19436	19.0
Union	1382	9106	15.2
Van Wert	1364	6659	20.5
Vinton	356	2891	12.3
Warren	1825	34909	5.2
Washington	4175	13089	31.9
Wayne	4053	26456	15.3
Williams	1848	8809	21.0
Wood	3028	28647	10.6
Wyandot	1574	5023	31.3

Members by Gender (Duplications Eliminated)

County	Male	Female	Total members
Adams	321	395	716
Adventure Central	186	201	387
Allen	1302	1499	2801
Ashland	418	622	1040
Ashtabula	1722	2167	3889
Athens	445	580	1025
Auglaize	1073	1217	2290
Belmont	724	822	1546
Brown	972	1088	2060
Butler	7001	7238	14239
Carroll	760	682	1442
Champaign	767	1002	1769
Clark	2426	2666	5092
Clermont	790	907	1697
Clinton	1491	1751	3242
Columbiana	401	451	852
Coshocton	413	551	964
Crawford	525	678	1203
Cuyahoga	2733	2830	5563
Darke	1498	1725	3223
Defiance	619	677	1296
Delaware	802	1029	1831
Erie	500	703	1203
Fairfield	1528	1641	3169
Fayette	365	459	824
Franklin	2407	2583	4990
Fulton	845	1080	1925
Gallia	1295	1512	2807
Geauga	604	721	1325
Greene	2367	2442	4809
Guernsey	604	721	1325
Hamilton	3724	310	7634
Hancock	951	1337	2288
Hardin	456	583	1039
Harrison	314	353	667
Henry	315	487	802
Highland	863	1063	1926
Hocking	780	912	1692
Holmes	1186	1171	2357
Huron	484	613	1097
Jackson	842	975	1817
Jefferson	921	1110	2031
Knox	1064	1329	2393
Lake	866	1107	1973
Lawrence	2541	2509	5050
Licking	1666	2020	3686

Members by Gender

Duplications Eliminated

County	Male	Female	Total members
Logan	1282	1497	2779
Lorain	820	1185	2005
Lucas	1042	1200	2242
Madison	445	67	1012
Mahoning	455	735	1190
Marion	350	442	792
Medina	1874	2346	4220
Meigs	236	282	518
Mercer	1293	1829	3122
Miami	773	1023	1796
Monroe	426	528	954
Montgomery	963	1013	1976
Morgan	521	610	1131
Morrow	723	883	1606
Muskingum	1151	1430	2581
Noble	243	346	589
Ottawa	548	748	1296
Paulding	480	515	995
Perry	496	580	1076
Pickaway	491	675	1166
Pike	536	649	1185
Portage	2410	3023	5433
Preble	862	1265	2127
Putnam	1375	1600	2975
Richland	1368	1525	2893
Ross	1967	2073	4040
Sandusky	1659	1872	3531
Scioto	2443	2666	5109
Seneca	1321	1278	2599
Shelby	431	578	1009
Stark	1072	1587	2659
Summit	1416	1786	3202
Trumbull	321	420	741
Tuscarawas	1746	1930	3676
Union	609	773	1382
Van Wert	531	833	1364
Vinton	159	197	356
Warren	857	968	1825
Washington	2053	2122	4175
Wayne	1988	2065	4053
Williams	873	975	1848
Wood	1098	1930	3028
Wyandot	739	835	1574

Members By Gender



4-H Members by Grade (Duplicates Eliminated)

County	K	1	2	3	4	5	6	7	8	9	10	11	12	Post HS	Not in School	Special	Total
Adams	30	20	33	75	61	74	69	70	73	53	55	38	42	15	8	0	716
Adventure Central	29	20	39	36	46	97	36	28	22	7	11	12	4	0	0	0	387
Allen	459	381	90	98	94	115	247	100	253	91	87	71	705	10	0	0	2801
Ashland	31	44	39	193	182	108	81	91	90	62	50	46	15	6	2	0	1040
Ashtabula	387	203	107	164	267	186	127	433	1044	108	281	146	225	21	118	72	3889
Athens	40	35	39	61	186	241	80	81	78	60	33	40	34	13	4	0	1025
Auglaize	297	122	118	532	210	177	119	107	90	69	134	183	114	18	0	0	2290
Belmont	62	49	56	574	306	93	79	49	53	44	33	47	24	8	53	16	1546
Brown	150	66	55	213	266	468	278	119	101	149	110	46	25	6	8	0	2060
Butler	1148	209	719	1638	986	533	533	479	421	3524	426	1343	1087	55	126	992	14239

4-H Members by Grade (Duplicates Eliminated)

County	K	1	2	3	4	5	6	7	8	9	10	11	12	Post HS	Not in School	Special	Total
Carroll	14	14	19	142	158	180	142	142	146	149	133	110	88	2	3	0	1442
Champaign	56	69	93	192	136	189	153	168	141	182	152	119	99	17	3	0	1769
Clark	239	514	395	146	534	451	427	258	192	390	221	202	160	26	666	1	5092
Clermont	47	36	53	68	96	91	101	78	90	71	196	370	380	17	3	0	1697
Clinton	155	263	843	662	458	373	76	103	80	71	61	56	33	8	0	0	3242
Columbiana	39	31	36	104	57	60	72	70	80	77	99	55	56	15	1	0	852
Coshocton	51	52	61	99	108	99	92	79	82	79	71	56	28	6	1	0	964
Crawford	93	56	89	90	113	247	72	66	50	61	52	46	23	5	1	139	1203
Cuyahoga	292	321	465	720	852	604	661	399	401	317	229	170	119	7	6	0	5563
Darke	129	565	264	387	935	222	122	113	119	106	106	80	48	14	13	0	3223
Defiance	69	73	69	125	138	295	101	112	101	50	48	34	16	4	60	1	1296
Delaware	61	66	67	170	213	572	142	122	76	100	76	75	38	12	41	0	1831
Erie	88	47	20	232	230	102	97	69	56	50	46	34	38	10	111	0	1203
Fairfield	67	118	63	1143	498	352	253	173	140	125	89	83	51	13	1	0	3169
Fayette	34	43	49	438	307	314	84	71	57	165	123	66	58	8	0	0	1817
Franklin	111	68	81	156	570	252	287	233	1088	1139	257	391	322	29	3	3	4990
Fulton	25	70	173	174	199	204	184	138	151	140	112	106	88	156	1	4	1925
Gallia	177	104	132	289	876	213	183	170	136	130	130	146	93	23	2	3	2807
Geauga	66	55	45	68	281	379	93	84	69	62	40	39	36	7	1	0	1325

4-H Members by Grade (Duplicates Eliminated)

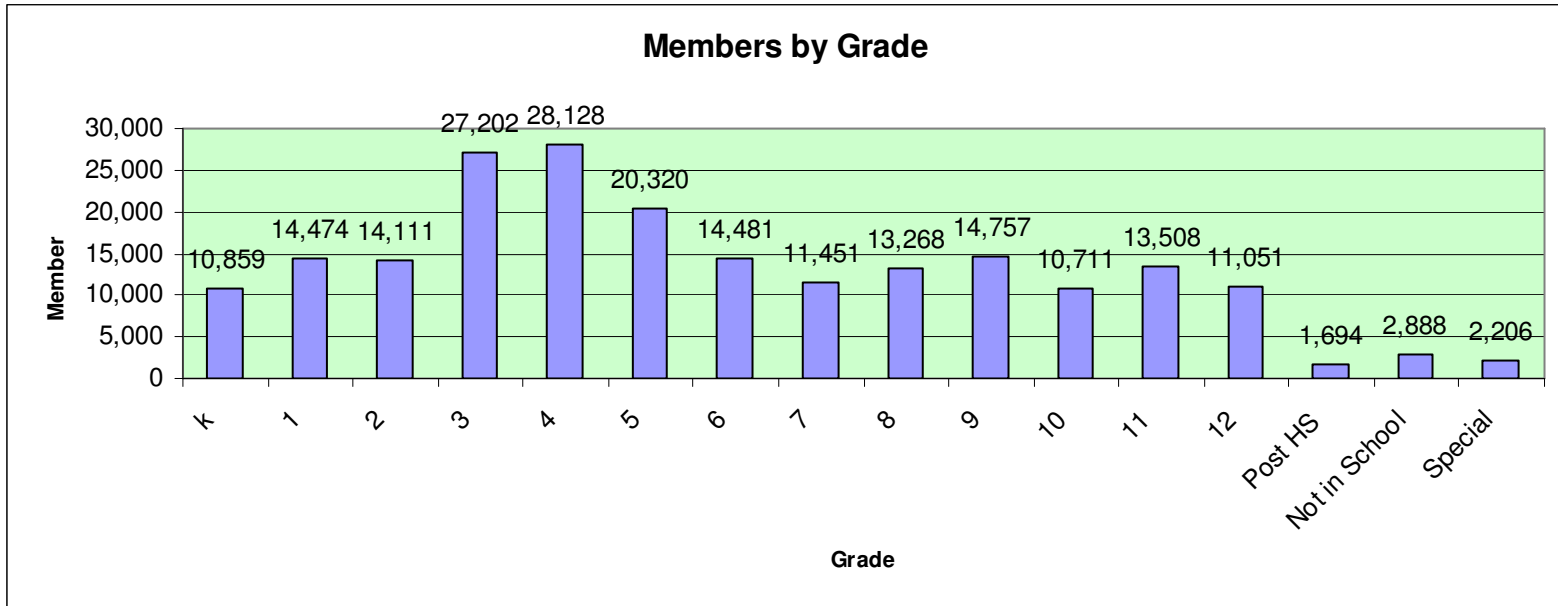
County	K	1	2	3	4	5	6	7	8	9	10	11	12	Post HS	Not in School	Special	Total
Greene	378	613	303	551	596	350	225	423	636	95	116	228	244	50	1	0	4809
Guernsey	66	55	45	68	281	379	93	84	69	62	40	39	36	7	1	0	1325
Hamilton	487	392	2076	2330	1517	261	265	67	38	164	16	5	9	7	0	0	7634
Hancock	25	70	173	174	199	204	184	138	151	140	112	106	88	156	1	4	1925
Hardin	8	6	36	154	197	114	116	102	88	68	63	43	28	8	8	0	1039
Harrison	23	50	29	134	119	32	39	22	30	51	45	48	33	12	0	0	667
Henry	36	40	32	94	72	77	70	96	72	60	68	53	30	1	1	0	802
Highland	89	105	48	226	100	175	123	180	375	81	86	146	42	13	27	110	1926
Hocking	272	68	89	402	119	87	132	118	99	90	65	61	76	5	9	0	1692
Holmes	120	215	153	459	225	205	189	143	125	110	122	141	101	18	16	15	2357
Huron	73	74	62	109	85	115	86	107	93	83	83	75	38	11	3	0	1097
Jackson	34	43	49	438	307	314	84	71	57	165	123	66	58	8	0	0	1817
Jefferson	84	135	200	194	225	633	142	62	44	70	74	78	34	55	1	0	2031
Knox	40	57	56	457	375	210	151	199	214	176	151	146	90	33	38	0	2393
Lake	175	208	108	294	344	102	119	87	109	156	64	91	85	10	21	0	1973
Lawrence	91	93	85	41	800	187	70	50	63	790	859	935	876	11	6	93	5050
Licking	52	269	318	326	683	221	551	161	265	153	179	286	186	28	8	0	3686
Logan	280	352	385	447	333	322	83	94	96	58	86	120	93	28	2	0	2779
Lorain	56	69	92	132	136	178	157	171	142	122	152	285	274	39	0	0	2005

4-H Members by Grade (Duplicates Eliminated)

County	K	1	2	3	4	5	6	7	8	9	10	11	12	Post HS	Not in School	Special	Total
Lucas	156	124	72	572	192	578	122	106	65	33	34	43	92	7	46	0	2242
Madison	67	32	61	80	84	80	79	88	83	62	98	100	81	17	0	0	1012
Mahoning	44	51	46	100	93	105	95	122	101	86	90	172	67	17	0	1	1190
Marion	18	35	29	89	77	85	90	75	65	48	50	43	29	19	43	0	792
Medina	179	1588	200	276	287	268	159	162	118	197	145	313	310	12	6	0	4220
Meigs	62	34	37	45	61	41	55	26	39	38	34	21	17	2	6	0	518
Mercer	69	113	113	517	211	276	261	109	188	84	84	1/3	76	1/5	516	297	3122
Miami	55	221	254	171	163	110	90	119	82	101	142	184	86	18	0	0	1796
Monroe	92	83	70	121	92	102	141	66	52	40	39	31	22	2	0	1	954
Montgomery	282	354	315	93	225	150	148	116	80	71	54	26	30	7	25	0	1976
Morgan	57	115	113	91	227	43	60	32	57	80	75	89	38	8	14	32	1131
Morrow	27	57	64	405	120	171	74	90	94	129	150	121	78	14	12	0	1606
Muskingum	87	113	106	139	138	143	326	204	191	211	196	205	191	26	2	303	2581
Noble	26	35	33	109	101	53	57	51	29	35	28	17	10	5	0	0	589
Ottawa	172	206	79	192	142	104	67	76	70	61	58	33	21	14	1	0	1296
Paulding	13	23	19	79	97	76	102	104	100	74	113	91	95	8	1	0	995
Perry	40	43	51	84	145	150	90	106	87	80	73	62	52	11	2	0	1076
Pickaway	133	39	47	128	156	127	87	89	72	82	67	54	37	7	27	14	1166
Pike	116	204	49	117	74	79	96	83	85	80	90	57	41	10	2	2	1185
Portage	557	598	685	703	789	869	272	162	171	127	148	163	98	47	46	1	5433

4-H Members by Grade (Duplicates Eliminated)

County	K	1	2	3	4	5	6	7	8	9	10	11	12	Post HS	Not in School	Special	Total
Preble	24	23	23	596	559	88	105	93	95	80	88	48	49	24	232	0	2127
Putnam	21	229	35	812	358	523	219	79	335	59	61	139	82	6	17	0	2975
Richland	33	52	45	74	82	221	81	179	96	61	122	995	818	34	0	0	2893
Ross	217	537	257	546	380	414	297	294	307	199	202	197	157	28	8	0	4040
Sandusky	58	147	53	100	1223	102	97	433	618	458	88	75	48	12	18	1	3531
Scioto	247	168	306	233	879	238	199	109	147	377	562	890	710	14	10	20	5109
Seneca	32	69	80	615	650	139	390	125	96	111	03	84	72	11	32	0	2599
Shelby	6	3	8	114	131	160	164	96	75	66	76	56	43	10	1	0	1009
Stark	296	94	77	209	320	305	230	254	206	190	186	162	73	23	34	0	2659
Summit	12	247	303	570	655	999	62	56	69	45	62	42	27	6	47	0	3202
Trumbull	18	21	21	187	49	57	69	83	66	54	42	41	24	9	0	0	741
Tuscarawas	178	252	240	241	695	274	150	167	144	243	286	355	293	15	135	8	3676
Union	63	185	34	224	112	132	126	108	109	101	74	60	48	6	0	0	1382
Van Wert	11	17	29	431	334	80	88	68	54	46	74	68	59	5	0	0	1364
Vinton	14	14	26	24	33	31	32	43	34	38	19	29	14	4	1	0	356
Warren	27	30	49	83	103	138	121	110	115	97	223	394	287	30	18	0	1825
Washington	278	389	375	444	294	350	991	127	233	99	83	213	100	6	123	70	4175
Wayne	77	688	692	818	742	166	162	172	138	116	118	100	54	7	3	0	4053
Williams	41	89	84	269	317	370	286	80	81	55	85	38	28	8	17	0	1848
Wood	89	429	239	411	587	358	197	135	108	127	95	77	71	41	64	0	3028
Wyandot	30	95	41	71	75	108	74	74	67	91	429	355	53	8	0	3	1574



Ethnicity of Membership

County	White	African	American		Native Hawaiian	Total racial	Total Racial	Total	Total
		American	Indian	Asian	other Pacific Islander	Minorities	Ethnic Minorities	Hispanic	
Adams	713	3	1	0	0	4	6	2	716
Adventure Central	27	362	1	3	0	372	372	5	387
Allen	2496	328	1	16	1	349	378	29	2801
Ashland	1018	19	0	1	0	22	34	15	1040
Ashtabula	3436	487	5	15	1	550	609	75	3889
Athens	1007	23	3	3	1	29	40	11	1025
Auglaize	2287	2	0	0	0	3	5	3	2290
Belmont	1521	32	2	4	0	36	1059	1059	1546
Brown	2035	29	3	0	0	33	36	3	2060
Butler	13089	1137	35	117	1	1297	1578	296	14239
Carroll	1438	1	1	3	0	5	5	0	1442
Champaign	1761	30	0	3	0	33	36	3	1769

Clark	4527	495	11	52	1	665	714	54	5092
Clermont	1690	1	2	6	0	9	15	6	1697
Clinton	3164	79	0	0	0	79	110	31	3242

Ethnicity of Membership

County	White	African American	American Indian	Asian	Native Hawaiian other Pacific Islander	Total racial Minorities	Total Racial Ethnic Minorities	Total Hispanic	Total
Columbiana	848	2	6	0	0	12	13	1	852
Coshocton	956	8	0	3	0	11	11	0	964
Crawford	1193	5	3	4	0	12	489	483	1203
Cuyahoga	2887	2587	5	84	0	2676	3144	468	5563
Darke	3121	115	3	32	2	152	186	49	3223
Defiance	1288	3	4	2	0	9	22	14	1296
Delaware	834	97	2	14	0	1008	1046	38	1831
Erie	1186	45	0	0	0	47	54	25	1203
Fairfield	3003	140	2	18	0	184	206	23	3169
Fayette	820	5	0	1	0	8	8	1	824
Franklin	3882	1057	23	59	12	1154	1215	96	4990
Fulton	1922	4	0	0	0	4	96	94	1925
Gallia	2737	71	0	7	0	78	78	0	2807
Geauga	1300	38	0	0	0	39	40	1	1325
Greene	4316	567	11	124	17	729	770	44	4809
Guernsey	1300	38	0	0	0	39	40	1	1325
Hamilton	1838	5732	4	99	2	5837	6097	371	7634
Hancock	2173	52	7	26	0	131	145	71	2288
Hardin	1026	10	4	1	0	15	19	5	1039
Harrison	650	18	1	1	0	20	20	0	667
Henry	799	4	0	1	0	7	13	8	802
Highland	1899	33	1	6	0	40	44	4	1926
Hocking	1688	13	0	2	0	15	20	6	1692
Holmes	2325	22	5	6	0	33	44	11	2357
Huron	1090	3	4	3	0	13	18	6	1097
Jackson	1797	23	11	5	0	39	53	15	1817
Jefferson	1822	174	1	38	3	218	248	32	2031
Knox	2358	43	2	6	1	52	66	16	2393
Lake	1884	105	2	10	0	121	186	65	1973

Lawrence	4914	145	1	1	0	161	162	18	5050
Licking	3603	71	7	13	0	106	132	32	3686
Logan	2687	98	2	2	0	107	120	13	2779


Ethnicity of Membership

		African	American		Native Hawaiian	Total racial	Total Racial	Total	
County	White	American	Indian	Asian	other Pacific Islander	Minorities	Ethnic Minorities	Hispanic	Total
Lorain	1885	87	15	11	0	138	172	53	2005
Lucas	1145	1083	25	3	19	1130	1239	109	2242
Madison	1012	2	0	2	0	4	25	21	1012
Mahoning	1178	13	0	0	0	13	16	3	1190
Marion	789	1	0	4	0	5	5	0	792
Medina	4018	118	11	75	0	204	226	22	4220
Meigs	517	3	0	0	0	3	3	0	518
Mercer	3081	27	8	23	4	73	139	70	3122
Miami	1746	37	12	4	4	58	96	41	1796
Monroe	942	2	0	1	0	14	14	0	954
Montgomery	1458	503	1	25	0	535	541	35	1976
Morgan	1090	99	0	0	0	99	102	3	1131
Morrow	1602	3	2	1	0	7	7	0	1606
Muskingum	2515	79	2	11	0	92	93	1	2581
Noble	589	0	1	0	0	1	1	0	589
Ottawa	1285	28	0	0	0	28	51	32	1296
Paulding	986	3	1	7	0	11	17	6	995
Perry	1076	0	0	0	0	0	0	0	1076
Pickaway	1160	8	2	0	0	12	13	3	1166
Pike	1172	12	4	4	0	20	24	4	1185
Portage	5125	310	8	4	0	322	323	1	5433
Preble	2106	16	1	2	0	22	28	11	2127
Putnam	2949	14	0	6	0	30	136	113	2975
Richland	2357	533	1	2	0	537	576	40	2893
Ross	3931	139	6	8	0	153	161	8	4040
Sandusky	3252	341	5	32	10	389	680	295	3531
Scioto	5005	82	36	30	0	149	180	33	5109
Seneca	2542	43	16	0	0	60	81	22	2599

Shelby	1006	3	0	0	0	4	4	1	1009
Stark	2258	349	10	19	36	414	423	16	2659
Summit	1380	1782	1	14	0	1829	1831	34	3202

Ethnicity of Membership

		African	American		Native Hawaiian	Total racial	Total Racial	Total	
County	White	American	Indian	Asian	other Pacific Islander	Minorities	Ethnic Minorities	Hispanic	Total
Trumbull	730	9	3	2	0	14	16	2	741
Tuscarawas	3648	24	0	1	0	28	28	3	3676
Union	1357	14	9	7	0	41	41	7	1382
Van Wert	1357	6	3	2	0	12	14	2	1364
Vinton	356	0	0	0	0	0	0	0	356
Warren	1743	65	8	19	0	96	169	97	1825
Washington	4019	140	17	3	0	169	178	16	4175
Wayne	4033	43	1	1	0	45	45	1	4053
Williams	1814	9	5	30	0	44	91	47	1848
Wood	2824	72	8	28	0	241	249	142	3028
Wyandot	1553	11	2	7	0	26	43	18	1574



Members in Organized Clubs by Years in 4-H (Active & Return members)

	1	2	3	4	5	6	7	8	9	10	11	12	13	14+
Adams	160	96	87	79	70	51	52	32	42	29	15	2	1	0
Allen	217	125	121	87	91	73	65	67	54	49	14	5	1	0
Ashland	154	110	70	64	61	64	56	43	33	16	11	15	5	2
Ashtabula	271	126	108	87	70	71	43	36	22	10	11	4	3	0
Athens	264	112	101	67	58	56	35	21	19	13	6	0	0	0
Auglaize	190	194	128	133	113	80	62	63	55	54	17	7	0	0
Belmont	149	49	53	50	47	33	31	24	15	20	3	0	0	0
Brown	193	132	134	80	83	71	68	45	42	21	4	2	1	0
Butler	320	285	149	141	101	88	79	67	50	36	17	6	0	1
Carroll	93	56	43	39	43	52	37	29	30	18	4	1	0	0
Champaign	296	214	185	134	154	116	104	89	75	44	30	4	0	0
Clark	448	272	189	169	150	131	98	76	61	37	19	2	3	1
Clermont	244	142	143	100	70	50	50	26	33	16	6	9	1	1
Clinton	193	97	86	93	79	73	44	43	24	24	8	5	4	2
Columbiana	362	194	170	116	81	69	62	92	50	44	18	12	9	4
Coshocton	162	122	82	53	65	61	51	41	45	36	18	6	3	0
Crawford	140	120	82	70	43	74	50	41	35	32	20	10	4	1
Cuyahoga	392	137	107	95	52	39	5	7	5	3	4	6	2	0

Darke	229	170	151	151	101	96	68	89	50	32	10	0	0	0
Defiance	96	114	68	66	45	47	53	28	34	26	11	8	0	0
Delaware	371	203	133	143	96	78	78	65	42	34	19	12	6	4
Erie	153	104	69	64	54	33	40	28	26	27	12	13	4	0
Fairfield	403	195	199	172	116	125	96	76	71	55	11	0	1	0
Fayette	135	103	90	88	63	76	63	64	56	45	9	8	2	0
Franklin	214	118	86	88	49	48	46	34	23	18	6	3	2	0
Fulton	318	172	137	109	101	87	85	59	55	28	3	0	0	0
Gallia	272	162	148	125	130	85	101	63	51	54	30	16	9	1
Geauga	418	249	154	113	113	99	111	78	70	48	28	15	9	5
Greene	227	171	111	92	70	68	46	47	42	31	5	3	1	1
Guernsey	204	91	56	85	47	60	64	53	48	31	23	12	8	5
Hamilton	40	19	18	4	7	15	8	14	7	6	1	0	0	0
Hancock	193	147	117	98	85	54	70	65	38	28	10	0	0	0
Hardin	169	116	105	97	92	66	57	49	25	20	6	0	0	0
Harrison	92	55	34	23	29	27	20	25	21	15	22	7	1	1
Henry	136	92	77	100	78	69	58	68	43	33	10	7	3	0

Members in Organized Clubs by Years in 4-H (Active & Return members)

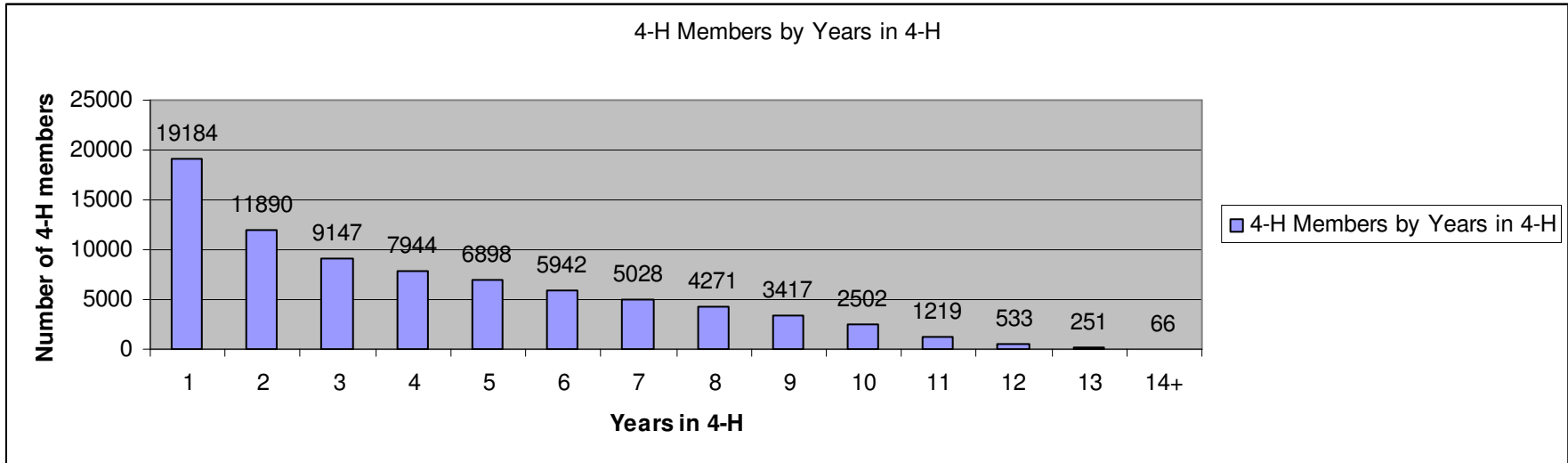
	1	2	3	4	5	6	7	8	9	10	11	12	13	14+
Highland	203	175	102	105	86	85	73	81	46	31	10	3	1	0
Hocking	168	106	105	80	79	50	63	37	38	31	18	8	2	1
Holmes	144	90	80	63	65	54	48	41	27	9	10	2	0	1
Huron	228	146	116	96	115	75	58	52	47	39	52	17	2	0
Jackson	164	135	93	57	41	45	40	21	20	20	5	6	1	0
Jefferson	110	64	55	38	32	34	39	29	21	22	13	4	2	3
Knox	278	198	181	132	141	109	66	69	58	34	7	0	0	1
Lake	179	93	100	55	60	61	53	46	26	28	11	6	0	0
Lawrence	161	85	45	48	35	27	21	35	15	14	6	8	7	0
Licking	375	237	185	158	136	115	102	69	49	33	12	5	3	1
Logan	141	98	76	74	68	35	50	46	34	27	9	5	2	0
Lorain	334	257	204	171	127	128	100	68	69	46	27	15	4	2
Lucas	74	40	32	32	21	25	13	13	12	7	3	4	1	1
Madison	160	122	96	73	63	46	38	52	31	23	16	9	3	1
Mahoning	485	133	105	125	106	91	74	56	51	40	29	8	2	0
Marion	188	130	90	77	67	69	45	28	32	26	18	2	0	0
Medina	321	212	164	116	100	95	84	60	44	40	25	17	19	2
Meigs	130	71	48	41	32	46	20	16	23	7	10	1	0	0

Mercer	224	131	97	84	100	79	50	42	40	31	3	0	0	0
Miami	296	169	123	91	78	68	60	51	48	34	9	0	0	0
Monroe	109	66	41	57	45	44	45	31	23	23	20	4	6	1
Montgomery	148	83	42	40	43	27	21	18	12	16	4	2	2	0
Morgan	109	87	37	54	52	40	31	22	31	16	18	6	1	0
Morrow	217	114	115	79	72	62	48	34	27	19	8	0	0	0
Muskingum	457	265	190	144	136	120	105	89	83	77	39	17	5	2
Noble	67	63	57	61	47	47	32	37	20	15	12	7	2	1
Ottawa	191	79	83	75	69	50	36	39	31	19	15	5	0	0
Paulding	57	55	38	49	36	32	28	27	11	20	9	1	0	0
Perry	186	126	75	85	85	72	78	60	45	47	15	4	1	0
Pickaway	174	153	103	97	68	53	66	41	33	24	10	4	0	0
Pike	195	142	87	114	96	65	67	46	39	41	36	20	6	0
Portage	226	177	125	73	71	57	63	46	54	33	20	17	6	0
Preble	208	171	107	89	84	68	60	60	43	21	10	5	0	0
Putnam	232	74	84	64	61	62	57	50	48	18	1	0	0	0
Richland	215	130	95	83	80	66	50	40	35	29	19	13	6	4

Members in Organized Clubs by Years in 4-H (Active & Return members)

	1	2	3	4	5	6	7	8	9	10	11	12	13	14+
Ross	394	318	229	213	241	178	140	109	91	90	43	27	25	2
Sandusky	180	134	82	78	84	85	52	61	43	24	15	7	2	2
Scioto	307	194	128	104	105	69	75	61	43	27	16	10	8	6
Seneca	172	142	147	114	90	84	82	54	59	42	11	2	2	1
Shelby	263	118	121	133	76	58	58	57	41	29	9	0	0	0
Stark	233	139	118	99	87	64	55	42	53	28	16	3	3	1
Summit	200	109	78	68	41	42	36	20	14	4	9	1	3	1
Trumbull	140	77	64	49	52	47	32	24	20	11	8	6	3	1
Tuscarawas	462	194	122	110	80	83	53	56	38	32	15	0	0	0
Union	239	198	132	124	85	78	69	62	38	25	1	0	0	0
Van Wert	118	81	75	57	50	40	37	47	31	17	7	3	1	0
Vinton	43	67	28	62	38	29	22	28	17	12	2	4	6	0
Warren	254	146	117	95	77	77	49	39	27	25	14	9	12	2
Washington	208	103	82	64	99	60	57	51	45	16	23	2	1	0
Wayne	324	218	181	137	149	122	114	99	67	57	18	12	5	0
Williams	173	77	76	93	60	70	49	35	32	18	11	6	0	0
Wood	280	151	141	123	118	104	67	66	53	33	19	16	13	0
Wyandot	122	83	59	66	62	65	41	61	38	19	12	0	0	0

Total	19184	11890	9147	7944	6898	5942	5028	4271	3417	2502	1219	533	251	66
--------------	-------	-------	------	------	------	------	------	------	------	------	------	-----	-----	----



Volunteers by Years of Service

County	1	2 - 5	6 - 10	11 - 15	16 - 20	21 - 25	26 - 30	31 +	Total	Average Length of Service	Longest Length of Service
Adams	19	59	38	22	4	6	1	1	150	4.4	34
Allen	21	65	59	27	19	19	4	10	224	4.2	54
Ashland	14	61	58	24	11	7	6	8	189	4.1	46
Ashtabula	11	75	45	20	11	7	1	12	219	4.6	48

Athens	12	79	65	26	20	10	5	2	219	6.1	36
Auglaize	29	78	67	33	27	12	10	7	263	6	44
Belmont	10	35	36	12	13	8	1	8	123	2.6	47
Brown	36	70	46	18	20	7	7	5	209	4.5	46
Butler	21	98	61	27	10	6	10	6	239	5	48
Carroll	14	31	33	13	4	2	1	1	99	2.2	45

Volunteers by Years of Service

County	1	2 - 5	6 - 10	11 - 15	16 - 20	21 - 25	26 - 30	31 +	Total	Average Length of Service	Longest Length of Service
Champaign	34	161	110	49	34	10	6	8	412	10	41
Clark	25	147	121	40	14	18	11	14	390	6.7	58
Clermont	18	76	63	31	11	5	6	4	214	5.9	36
Clinton	11	62	49	25	12	10	9	7	185	3.2	57
Columbiana	19	115	66	52	28	18	13	20	331	5.8	57
Coshocton	19	72	76	41	47	15	15	8	293	5.9	50
Crawford	20	64	39	22	5	2	2	3	157	4.8	33
Cuyahoga	50	57	56	36	23	14	11	6	253	5.8	44
Darke	18	79	67	36	19	9	9	8	245	5.6	44
Defiance	13	43	30	16	6	7	1	3	119	3.4	35
Delaware	44	120	93	46	19	13	8	9	352	6.5	54
Erie	19	60	37	17	9	8	5	9	164	2.5	66
Fairfield	27	102	86	48	34	13	8	22	340	6.7	51
Fayette	11	48	51	18	7	10	5	7	157	2.6	61
Franklin	25	50	49	27	7	6	4	1	169	5.1	33
Fulton	16	79	65	43	16	12	5	8	244	4.7	52
Gallia	34	65	46	39	16	9	9	9	227	4.6	49
Geauga	47	105	80	40	26	17	13	14	342	7.6	45

Greene	29	78	73	23	11	12	13	12	251	4.8	52
Guernsey	19	61	54	33	22	5	10	13	217	4.8	45
Hamilton	0	6	11	2	5	5	3	3	35	1	35
Hancock	17	54	47	28	24	13	6	7	196	3.9	50
Hardin	18	44	42	24	12	8	4	8	160	3.7	43
Harrison	17	46	24	19	4	0	7	7	124	2.2	57

Volunteers by Years of Service

County	1	2 - 5	6 - 10	11 - 15	16 - 20	21 - 25	26 - 30	31 +	Total	Average Length of Service	Longest Length of Service
Henry	7	46	37	22	10	10	2	1	135	4.2	32
Highland	21	75	69	39	28	15	3	9	259	5.1	51
Hocking	13	54	45	17	12	5	0	1	147	3.7	40
Holmes	9	67	60	23	11	5	4	9	188	3.2	59
Huron	16	64	57	40	13	8	7	13	218	3.3	66
Jackson	5	48	29	18	12	2	8	3	125	3.5	36
Jefferson	16	42	22	18	8	6	1	8	121	2.6	47
Knox	15	98	82	20	24	8	6	4	257	5.6	46
Lake	5	47	30	11	9	6	5	22	135	2.6	52
Lawrence	13	25	22	12	12	2	6	5	97	1.9	50
Licking	32	69	65	29	15	18	8	4	240	4.3	56
Logan	10	66	43	33	8	5	7	2	174	3.3	53
Lorain	38	138	83	55	26	11	10	21	382	6.4	60
Lucas	2	20	12	10	3	3	5	4	59	1.6	37
Madison	21	41	49	17	4	8	4	2	146	2.3	64
Mahoning	45	99	59	31	18	12	10	14	288	4.4	65
Marion	26	21	38	23	9	9	7	6	139	3	46
Medina	26	98	87	49	29	19	13	10	331	8.3	40

Meigs	7	32	14	5	6	3	0	2	69	1.6	42
Mercer	14	28	35	20	9	7	2	2	117	3.5	33
Miami	20	97	62	15	12	11	3	7	227	4.8	47
Monroe	14	34	32	21	6	5	2	2	116	3.3	35
Montgomery	15	54	49	22	11	7	5	5	168	3.8	44
Morgan	10	35	33	8	2	2	0	4	94	1.8	53

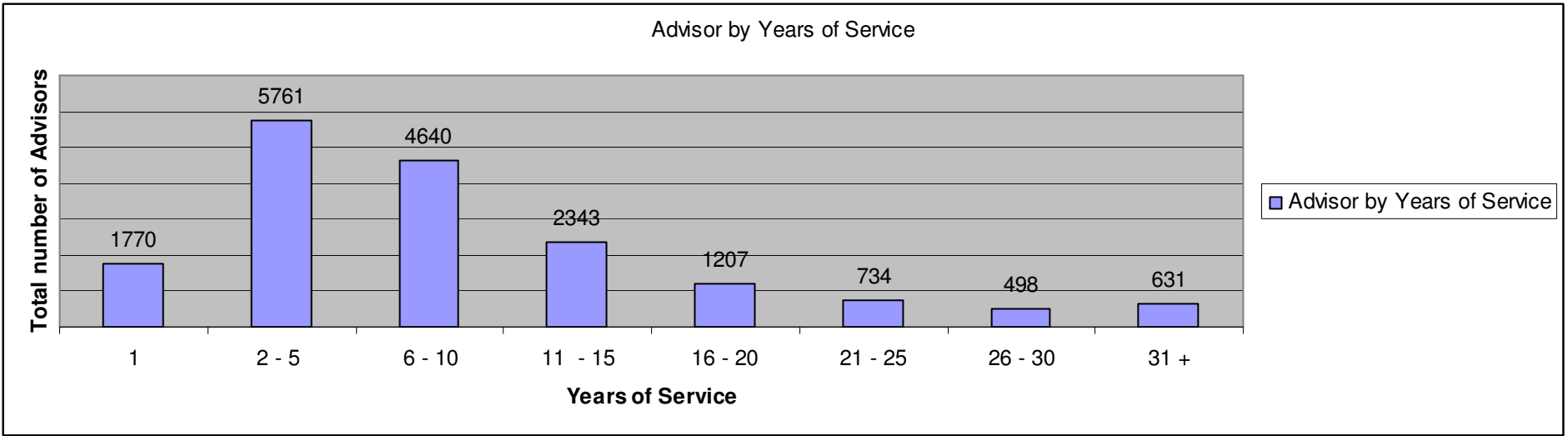
Volunteers by Years of Service

County	1	2 - 5	6 - 10	11 - 15	16 - 20	21 - 25	26 - 30	31 +	Total	Average Length of Service	Longest Length of Service
Morrow	21	45	31	19	10	6	3	7	142	3	47
Muskingum	39	95	90	46	24	22	13	18	347	6.5	53
Noble	13	26	29	15	7	4	4	3	101	2.3	44
Ottawa	18	53	18	22	5	2	3	6	127	2.1	60
Paulding	11	50	58	25	6	7	5	8	170	4.4	39
Perry	13	65	45	22	8	4	0	1	158	2.7	58
Pickaway	10	68	38	17	4	3	1	7	148	2.9	51
Pike	22	75	64	32	11	5	2	2	213	5.9	36
Portage	16	65	36	19	19	13	10	20	198	4	49
Preble	24	82	49	14	25	5	6	4	209	5.1	41
Putnam	11	50	59	25	6	7	5	8	171	4.4	39
Richland	22	63	45	24	8	4	2	1	169	5.3	32
Ross	42	142	112	56	27	26	9	15	429	10.2	42
Sandusky	10	34	43	19	9	5	8	7	135	2.8	49
Scioto	46	140	81	42	8	6	3	10	336	6.3	53
Seneca	9	69	52	28	13	6	7	6	190	3.4	56
Shelby	10	38	25	11	17	2	3	4	110	2.1	52
Stark	9	48	57	47	27	16	8	10	222	4.6	48

Summit	17	53	31	10	6	1	5	4	127	2.4	54
Trumbull	18	57	39	19	6	5	3	3	150	3.3	45
Tuscarawas	60	72	69	34	8	6	4	6	259	4.7	55
Union	20	63	50	25	11	3	6	5	183	3.9	47
Van Wert	13	22	29	21	10	2	5	6	108	2	53
Vinton	0	10	35	13	5	6	0	4	73	1.6	46

Volunteers by Years of Service

County	1	2 - 5	6 - 10	11 - 15	16 - 20	21 - 25	26 - 30	31 +	Total	Average Length of Service	Longest Length of Service
Warren	39	103	65	39	13	15	5	1	280	7.2	39
Washington	20	52	73	24	14	10	3	7	203	3.4	60
Wayne	39	139	148	64	27	18	15	9	459	10.9	42
Williams	14	46	25	31	7	2	2	5	132	3.5	38
Wood	23	61	52	30	9	8	7	9	199	3.7	54
Wyandot	24	32	35	15	10	5	4	5	130	2.6	50
Total	1770	5761	4640	2343	1207	734	498	631	17621	4.28	



State Breakdown of Projects (Member & Group Combined) for 2006

Project Code	Project Name	Total	Group Total
Discovering 4-H			769
91	Discovering 4-H 1	544	
92	Discovering 4-H 2	169	
93	Discovering 4-H 3	56	
Exploring 4-H			300
94	Exploring Animals	159	
95	Exploring Energy	16	
96	Exploring Me and My Home	91	
97	Exploring Plants	34	
Aerospace Science			6923
501	Rockets Away (2-liter bottles)	5210	
502	Science of Flight	129	
503	Rockets Away (Estes type)	1584	
All Terrain Vehicles			338
555GPM	All Terrain Vehicle	338	
Aquariums			956
625 GPM	Fishy Science	956	
Archery			1049
631	Basic Archery	1049	
Athletics			785
300	You're the Athlete	785	
Beef			11577
113	Market Beef Project and Record Book	3633	
114	Beef Breeding Project and Record Book	1751	
116	Beef Feeder Calf Project and Record Book	3095	
119	Dairy Beef Feeder Project and Record Book	3098	
Beekeeping			129
641	Beekeeping Manual-Basic	129	
Bicycle			287
517	Bicycle Adventure I	181	
518	Bicycle Adventure II	71	
519	Bicycle Adventure III	35	

Project Code	Project Name	Total	Group Total
Cats			1174
216	Cat-1 Purrr-fect Pals	897	
217	Cat-2 Climbing Up	213	
218	Cat-3 Cat Connections	64	
Child Development			497
434	Growing on my Own	147	
435	Growing with Others	274	
436	Growing in Communities	76	
Citizenship/International			250
396	And My World I... The World Around Me	97	
397	And My World II... People and Customs of the World	153	
Clothing			6542
406	Clothes for High School and College	216	
407	Accessories for Teens	501	
408	Creative Costumes	142	
409	Ready Let's Sew	1444	
410	Fun with Clothes	500	
412	Sew for Others	407	
413	Joyful Jumper (ages 11-13)	296	
415	Active Sportswear	179	
417	Dress-Up Outfit	266	
418	Lounging Apparel	357	
419	Tops For Tweens (ages 11-13)	559	
420	Outer Layers	94	
423	Sportswear for Spectators	124	
424	Clothing for Middle School	474	
425	Frugal Fashions	451	
426	Clothing for Your Career	64	
427	It's Time for Clothing--Beginner	181	
428	It's Time for Clothing--Intermediate	179	
429	It's Time for Clothing--Advanced	108	
Cloverbuds			10830
710GPM	Ohio Cloverbud Program	10277	
711GPM	Ohio Cloverbud Program II	553	
Communications Resources			51
909R	Demonstrations 101	34	
970R	Tools for Public Speaking 10 I	17	
Creative Arts			2718
592	Art as Expression	2718	

Project Code	Project Name	Total	Group Total
Cultural Awareness			1010
956GMP	An African-American Inventor's Curriculum	1010	
Dairy Cattle			2410
122	Dairy Calves and Heifers Project and Record Book	1714	
126	Dairy Cows Project and Record Book	696	
Dog Care and Obedience			6503
200	Dog Care	2333	
204	Grooming and Handling Dogs	1601	
206	Dog Obedience Training-Beginning	2271	
207	Dog Obedience Training-Advanced	286	
365.08	Assistance Dogs	12	
Electricity			711
527	Magic of Electricity	461	
528	Investigating Electricity	138	
529	Wired for Power	63	
530	Entering Electronics	49	
Field Crops			436
660	Corn	174	
661	Small Grains	105	
662	Soybeans	157	
Fishing			1433
623	Fishing for the Beginner	1073	
624	Fishing for the Intermediate	360	
Food Science			12329
489GPM	Breads of Harvest	11443	
490	Science Fun with Dairy Foods	886	
Foods and Nutrition			8735
459	I Spy in the Kitchen*	903	
461	Let's Bake Quick Breads	526	
462	Yeast Breads on the Rise	384	
466	Mini Meal Magic	1346	
467	You're the Chef	561	
468	Meals in Minutes	696	
469	The Global Gourmet	352	
472	The Outdoor Chef	624	
475	Star Spangled Foods	438	
476	Pathways to Culinary Success	198	

Project Code	Project Name	Total	Group Total
481	Food & Fitness for Fun	842	
482	Food & Fitness Choices for You	245	
487	Fast Break for Breakfast	268	
488GPM	Team Up for Good Nutrition	1352	
Forestry			2630
613	Exploring Our Forests	285	
614	Tree Planting	2345	
Gardening			5128
673	From Seed to Flower	2079	
674	Indoor Gardening	144	
691	Vegetable Gardening I	2789	
692	Growing with the Seasons	116	
496GPM	Growing Together	0	
Genealogy			595
442	Family History Treasure Hunt	595	
Goats			4108
130	Angora Goats	108	
131	Goat Manual	4000	
Grazing Management			30
100	Management Intensive Grazing	30	
Gun Safety			948
630	Safe Use of Guns	948	
Health			1585
351	Staying Healthy	200	
352	Keeping Fit	386	
353	First Aid In Action	615	
357	Alcohol Decisions	199	
358	Tobacco and You	185	
Home Decorating and Designing			1260
491	Adventures in Home Living	478	
494	Designing Interiors	612	
495	Your First Home Away From Home	170	
Horses			11427
173	Horseless Horse	1248	
174	Beginning Horse Management	5006	
175	Light Horse Selection	1201	

Project Code	Project Name	Total	Group Total
177	Basic Horse Training	1162	
180	Learning to Jump	473	
181	Draft Horse	202	
182	Horse Nutrition	549	
184	Standardbred Horse	102	
185	Equine Reproduction and Genetics	350	
188	Trail Riding	827	
189	Dressage	307	
Insects			667
644	Exploring Our Insect World I	620	
645	Exploring Our Insect World II	47	
Lawncare			185
548	Lawncare	185	
Leadership			12313
370	One on One	203	
371	4-H Club Teen Leadership	356	
372	Multi-Level Teen Leadership	69	
373	Teen Leadership on the Job	52	
374	Teen Boardmanship	96	
377	Speak Out	98	
391	Leadership Skills You Never Outgrow I	284	
392	Leadership Skills You Never Outgrow II	143	
393	Leadership Skills You Never Outgrow III	49	
394	Leadership Skills You Never Outgrow IV	19	
511GPM	CarTeens	10944	
Leisure Activities			504
496	Collectibles	504	
Money Management			9969
441GP	Real Money, Real World	5000	
445	Becoming Money Wise	546	
446	Money Fundamentals	132	
447	Money Moves	69	
448	Teens...On the Road to Financial Success	4222	
Natural Resources			669
611	Let's Explore the Outdoors	296	
617	Exploring Ohio Ponds	62	
621	Ohio Birds	311	

Project Code	Project Name	Total	Group Total
Pet Care			1793
215	Guinea Pig	573	
220	Small Animals Project Book	1161	
230 GPM	4-H PetPALS	59	
Photography			3567
579	Adventures with Your Camera-A	2133	
580	Adventures with Your Camera-B	961	
583	Adventures with Adjustable Cameras	473	
Plant Science			3697
695 GPM	Go Plants	3697	
Poultry			44874
151	Poultry Production/Raising Pullets	830	
152	Poultry Production/Raising Broilers	3340	
153	Raising Fancy Poultry	1752	
165GPM	The Incredible Egg	36535	
166	Raising Turkeys	1339	
168	Ducks and Geese	1078	
Rabbits			11689
225	Breeding Rabbit Project & Record Book	4950	
226	Market Rabbit Project & Record Book	4475	
227	Pet Rabbit Project & Record Book	2264	
Radio Controlled Vehicles			394
504	Radio Controlled Vehicles	394	
Rope			1106
540	Rope	1106	
Scrapbooking			
365.10	Scrapbooking	1057	
Self-Determined			28946
365	Self-Determined Project	27405	
365.01	Astronomy	187	
365.02	Model Railroading	14	
365.03	Weather	10	
365.04	Clowning	4	
365.05	Rocks, Mineral and Fossils	9	
365.06	Quilt Making	95	

Project Code	Project Name	Total	Group Total
365.07	Computers	26	
365.08	Assistance Dogs	22	
365.09	Canoeing	13	
365.10	Scrapbooking	1057	
365.11	Camp Counseling	102	
365.12	Digital Image Processing	0	
365.13	Reptiles and Amphibians	2	
Sheep			5734
198	Market Lamb Project and Record Book	4719	
199	Sheep Breeding Project and Record Book	1015	
Shooting Sports Group Projects			8717
750	Rifle Record Book	3068	
751	Archery Record Book	1538	
752	Shotgun Record Book	653	
753	Pistol Record Book	444	
754	Hunting and Wildlife Record Book	2513	
755	Muzzle Loading Record Book	185	
756	Living History Record Book	316	
Small Engines			684
541	Crank It Up	381	
542	Warm It Up	156	
543	Tune It Up	147	
Swine			14232
139	Market Hog Project and Record Book	13550	
140	Swine Breeding Project and Record Book	682	
Theater Arts			437
596	Playing the Role	269	
597	Become a Puppeteer	70	
598	Set The Stage	98	
Tractor and Machinery Operation			133
550GPM	Safe Operation of Agriculture Equipment	133	
Trapping			155
622	Trapping Muskrats in Ohio	155	

Project Code	Project Name	Total	Group Total
Veterinary Science			1010
241	Vet 1	560	
242	Vet 2	295	
243	Vet 3	155	
Water Science			786
602GPM	Beans About Water	786	
Weather			2849
603GPM	Weather Together	2849	
Welding			759
573	Arcs and Sparks	759	
Woodworking			2985
556	Measuring Up	1582	
557	Making the Cut	718	
558	Nailing it Together	414	
559	Finishing Up	271	
Writing			1360
587	Writing and Reporting for Teens	167	
588	Creative Writing	1193	



Ohio Counties Self Determined Projects 2006

Project Name Number in project

Advanced Laundry	26
Advanced Photography	9
Advanced Woodworking	1
agr. research project	6
ALPACA	1427
Animal Disease Horse	1
Aquatic Plants	2
Aquatic Plants 3	43
Aquatic Turtles	1
Archeology	20
Arrange Flowers/Terrarium	10
Baby Beef	30
Barrow Carcass Evaluation	13
Beef Carcass Evaluation	10
Beginner Laundry/County	2
Beginning Cake Decorating	48
Block by Block	15
Blue Sky	24
Box Turtles	1
Cage Birds in the Home	187
Cake Decorating	64
Decorated Cakes - County	1264
Candy Making	167
Carcass Hog	66
Carcass Hog	21
Carcass Lamb	11
Carcass Steer	93
Career Choices	24
Casual Rider	10
Character Counts	498
Character Education	18
Cookie Jar	111
Cool Beans	66
Cottontail Rabbit	1
Crochet, Adv	38
Crochet, Beg	24
Dairy Beef Steer	46
Dairy Goat	13
Dairy Goat Record Booki	2
Dairy Pack Goat	10
Designing Outdoor Living	2
Discover Ohio Wildflowers	3
Dog Agility	77

Dog Rally	16
Dogless Dog	30
Dough Delicacies	572
Drawing Art 1	24
Drawing II	19
Driving Mini Horses	75
Duck Meat Pen	78
Exploring Ohio Ponds	62
Family Hist. Treasure Hun	10
Family Life	41
Fancy Racing/Utly Pigeon	109
FAST FOODS	2
Feeder Pigs	28
Fun with Friends	2
Furniture & Wood. Recycli	66
Gingerbread House	10
Goat - Boer Market	23
Goat - Dairy Market	9
Goat - Pygmy Market	1
Goat Manual - Dairy	11
Goat Manual - Market	52
Goat Manual Record	4
Goats - Breeding	46
Goats - Market	143
Growing in Communities	76
Growing on My Own	149
Growing with Others	274
Harness "Cart" Goat	49
Harvest A to Z	418
Hay	92
Hay Production	14
Health A, County Project	6
Health B, Fun with Friend	728
Healthy Snacks	4
Hen & Egg	4
Hobby/Recreational	7
Horse Photography	48
Hunter/Jumper Mini Horse	64
II My First Quilt Book	447
III Adv. Quilt Project	537
Inter. Cake Decorating	10
Intro Miniature Horse	163
Intro. to Mini Horse	7
Introduction to the Llama	2
Joyful Jumper	296
Jr. Master Gardeners	1324
Keeping Fish Alive	14
Keepsake Quilt	2
Kindergarten Cloverbud	73
LamaPalooza	12
Laundry For Beginners	116

Let's fill Cookie Jar Jr.	17
Let's Fill Cookie Jar Sr.	3
Litter Education	354
Livestock Judging	14
Living & Learn With Child	8
LLAMA	254
Market Green Goose	5
Market Production Goat	114
Market Turkey	33
Meat Production Goat	19
Microwave 2	38
Mini Garden	1641
Miniature Horse	19
Misc. Projects	49
Model Build/Scalecraft	26
Model Railroading	17
More Living & Learning	1
Mule	2
Nature - Outdr Ed	3
Normal Animal Horse	4
Other Goat	72
Outdoor Recreation	4285
Pack Goat	19
Pack Goat	12
Pack Goats	17
Pack Goats	2
Paper Making	11
Part. in Local Gov.	1419
Pastures for Profit	1
Patched N Pieced Pillow	32
Perfect Pies	1
Performance Goats	20
Piegeons/Squabs & Fancy	13
Pies - County	4
Pigeons	2
Plant Science and Crops	874
PYGMY GOAT	334
quilts in classroom	126
Raising Quail	14
Rockin' Rocks	6
Roses	3
Rustic Camping	12
Saddle Horse Production	15
Science Starts With You	9
Scrapbook	52
Scrapbooking-SDP	31
SD Natural Resources	42
Self Det Photography	2
Self Determined Food	2
Self Det-Marketing	9
Self-Determined 2	19

Let's Fill Cookie Jar Sr.	3
Litter Education	354
Livestock Judging	14
Living & Learn With Child	8
LLAMA	254
Market Green Goose	5
Market Production Goat	114
Market Turkey	33
Meat Production Goat	19
Microwave 2	38
Mini Garden	1641
Miniature Horse	19
Misc. Projects	49
Model Build/Scalecraft	26
Model Railroading	17
More Living & Learning	1
Mule	2
Nature - Outdr Ed	3
Normal Animal Horse	4
Other Goat	72



Terminology

4-H: The Extension youth development education program of the Cooperative Extension Service

Participants in 4 -H: 4-H youth development education programs are created and conducted by the Cooperative Extension System and its partners principally for specific developmental levels of youth within the span of the grades K-12. “Special” 4-H programs are offered to mentally challenged individuals of any age. In addition, Collegiate 4-H organizations provide volunteer service, social and educational opportunities for young adults in college. Adults participating in 4-H educational programs may do so as volunteers and/or to learn about working with youth as parents, as volunteers, or as professionals. The 4-H name and emblem can appropriately be used with this full range of youth and adult participants.

Ethnicity:

In compliance with Department of Justice rules and regulations, all recipient agencies of federally assisted programs, which are required to collect and record racial participation data must use the following revised racial-ethnic categories. These categories are:

American Indian or Alaskan Native: A person having origins in any of the original peoples of North America, and who maintains cultural identification through tribal identification or community recognition.

Asian or Pacific Islander: A person having origins in any of the original peoples of the Far East, Southeast Asia, the Indian Subcontinent, or the Pacific Islands. This area includes, for example, China, Japan, Korea, the Philippine Islands, and Samoa.

Black, not of Hispanic Origin: A person having origins in any of the black racial groups of Africa.

White, not of Hispanic Origin: A person having origins in any of the original peoples of Europe, North Africa, or Middle East.

Hispanic: A person of Mexican, Puerto Rican, Cuban, Central or South American or other Spanish culture or origin.

Residence Classifications

1. Farm. Use the U.S. Census definition for a farm which includes all persons living in rural territory on places from which \$1,000 or more of agricultural products were sold, or normally would have been sold, in the reporting year.

2. Towns under 10,000 and rural non-farm. Persons who live in towns under 10,000 population in rural non-farm and open country situations not reported as farm in above definition.

3. Towns and cities, with populations of 10,000 and up to 50,000 and their suburbs. Include participants who live within the immediately built-up areas surrounding such towns and cities even though they might live somewhat beyond the immediate city limits.

4. Suburbs of cities over 50,000. Report the number of participants in the urbanized and contiguous suburbs and towns surrounding a city over 50,000. This category conforms to the urbanized portion of metropolitan rings included in standard metropolitan statistical areas (SMSA's).

5. Central cities over 50,000. Report the participants within the boundaries of metropolitan cities over 50,000 population. This category includes twin cities of standard metropolitan statistical areas (SMSA's).