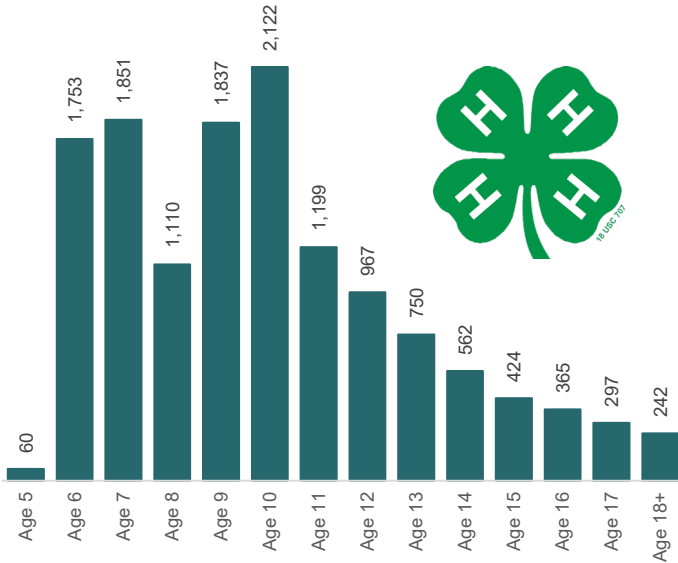



# OHIO 4-H GROWS TRUE LEADERS IN 2019

## Youth of all ages join Ohio 4-H of 13,539 first-year members...



## Education

4-H alumni are **10% more likely** to have a college degree than their non-alumni counterparts.



4-H youth are **1.9 times** more likely to get good grades in school.

## 22,933 Volunteers

16,114 adult volunteers      6,819 teen volunteers



## Ohio 4-H Demographics

**171,983**  
Youth Participants

47% MALE      53% FEMALE

Ohio 4-H youth are...

- 84.3% White
- 11.5% Black or African American
- 2.8% Two or more races
- 0.8% Asian
- 0.6% Other

Percentages are statistically similar to the racial demographics of Ohio's total population.

4-H Youth are **4 TIMES** more likely to contribute to their communities.

**33.45%**  
K – 3<sup>rd</sup>  
Grade

**27.14%**  
4<sup>th</sup> – 6<sup>th</sup>  
Grade

**22.60%**  
7<sup>th</sup> – 9<sup>th</sup>  
Grade

**15.08%**  
10<sup>th</sup> – 12<sup>th</sup>  
Grade

70.3K  
41%  
Towns & Rural  
Non-Farm

32.4K  
19%  
Farms

29.8K  
17%  
Central Cities

26.9K  
16%  
Towns & Cities

12.5K  
7%  
Suburbs of  
Cities



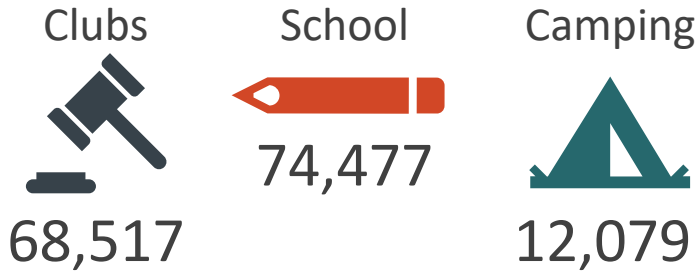
**THE OHIO STATE UNIVERSITY**  
COLLEGE OF FOOD, AGRICULTURAL,  
AND ENVIRONMENTAL SCIENCES



[ohio4h.org](http://ohio4h.org)

CFAES provides research and related educational programs to clientele on a nondiscriminatory basis. For more information, visit [cfaesdiversity.osu.edu](http://cfaesdiversity.osu.edu). For an accessible format of this publication, visit [cfaes.osu.edu/accessibility](http://cfaes.osu.edu/accessibility).

## Participation

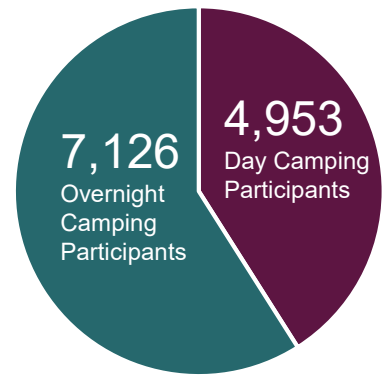


Youth participate in clubs, school programs, and camps.

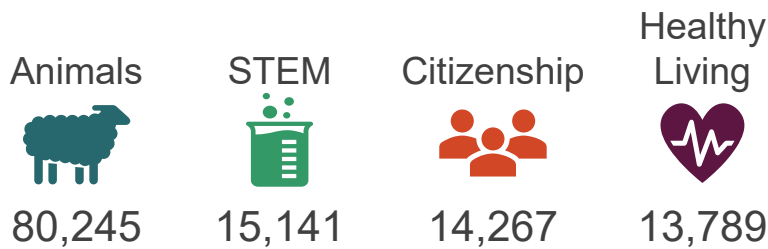
## At Camp

Thanks to camp, 87% of 4-H participants said they were more confident in their decision-making abilities.

**87%**



## Project Area Involvement



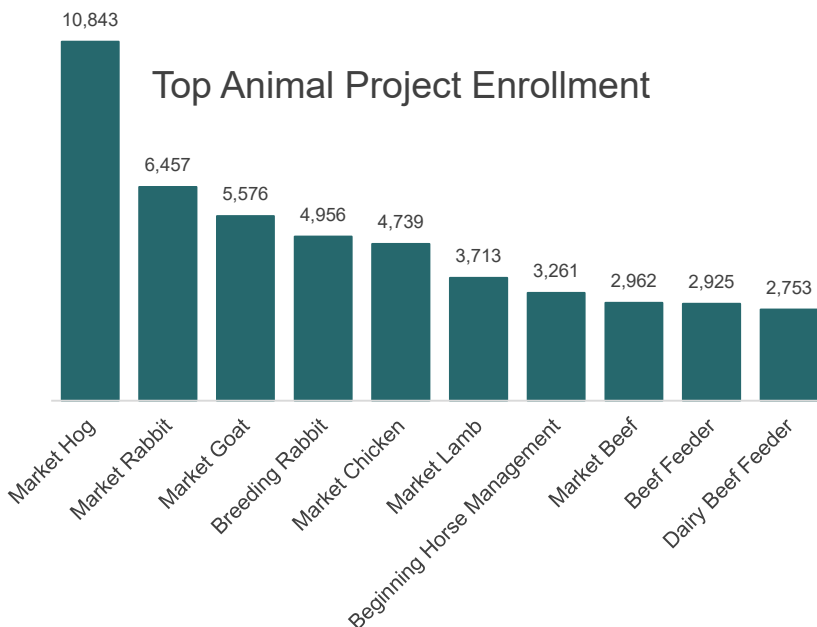
**OVER 1/4  
MILLION**  
projects were  
taken in 2019.



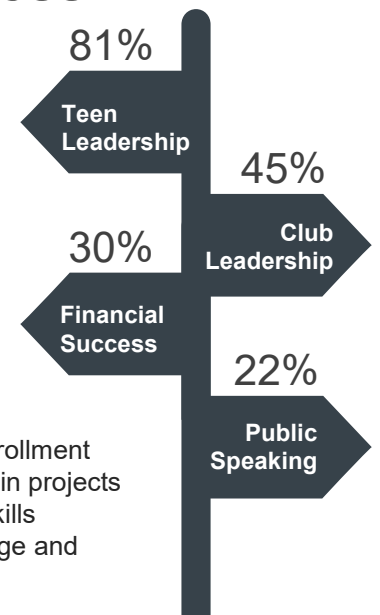
4-H youth are 2X more likely to participate in STEM activities outside of school.

## Top Life Skills Project Enrollment

7,056 Money Management	4,992 Shooting Sports	4,690 Healthy Living	2,897 The Natural World
5,671 Aerospace Science	4,832 Food Nutrition	2,894 Clothing Textiles	2,306 Self-Determined
		2,777 Leadership Citizenship	1,756 Plant Science



## College and Career Readiness



Since 2014, enrollment has **increased** in projects that build the skills needed in college and careers.