



# The 4-H



# Cat Projects


Erica Clouse  
Guernsey Co.



# Purr-fect Pals!

## Level 1


- Learn about being a good cat owner by taking this beginning-level cat project.
- You also learn about cat breeds, behavior, good health, grooming, and feeding.
- Designed for youth in grades 3 to 5, but can be taken by any youth in the first three years of this project.



# Climbing Up!

## Level 2


- Build on what you learned in Cat 1 by taking this intermediate level cat project.
- Learn more about cat identification and characteristics, training and showing cats, health and nutritional needs of cats, and responsible cat ownership.
- Designed for youth in grades 6 to 8, but may be taken by youth in any grade after they complete Cat 1.
- Cat 2 can be taken for three years.



# Leaping Forward!

## Level 3

- Dig deeper into some of the cat topics you've already explored in Cat 1 and Cat 2 (breeds, nutrition, health, and behavior) and meet some new topics (genetics and aging cats).
- Investigate various cat-related careers and practice your organization and presentation skills.
- Designed for youth in grades 9 to 12, but may be taken by any youth after completing Cat 1 and Cat 2.



# State Fair

## Here We Come!

Companion Animal Day Judging – July 25


- Each county may send 2 juniors and 2 seniors in Cat 1, 2 each in Cat 2 and 2 each in Cat 3
- No pre-entries as in the past
- County 4-H professionals will send in entries
- Have your veterinarian complete the Certificate of Vaccination. **DO NOT LOSE THIS!**



# “Mom, I think I forgot something...”


There are several necessities for State Fair, and you definitely don't want to forget:

- Food and Water (and a bowl for each)
- Towel or Blanket
- Treats
- Toys and/or Catnip
- Brush/Comb
- Lint roller (Or some really good tape)
- Project Book and educational display
- Leash & Harness
- Carrier (Hard to forget since your cat should be in it!)
- Completed Certificate of Vaccination
- Walking Gate Pass



And of course the most important thing is...

**Don't Forget Your Cat!**



# ♪ I Got Cat Style ♪

On show day, you need to be prepared. Make sure to do these things before you get there:

- Understand your project and be able to answer questions
- Groom your cat
- Know how to handle and present your cat
- Practice with your cat





# Show Me What You've Got

## ➤ Presenting your cat

- Properly pick up a cat
- Hold the cat in the safety carry position
- Open your cat's mouth to show his/her teeth and gums
- Show your cat's nose
- Show both of your cat's eyes
- Show both of your cat's ears
- Show the claws on all four feet of your cat
- Ruffle the coat on your cat's belly to show cleanliness and good grooming

## ➤ Showing your cat

- Head shape (wedge-shaped face or round face)
- Body (oriental, foreign, cobby, moderate)
- Tail or lack of tail
- Coat texture
- Show other attributes of your cat in the manner your cat's breed, or breed resemblance, requires.



**Show your cat in this order!**

