

2020

**Dog Showmanship Rules
for
Ohio 4-H/Ohio State Fair
Participation**



THE OHIO STATE UNIVERSITY

COLLEGE OF FOOD, AGRICULTURAL,
AND ENVIRONMENTAL SCIENCES



CFAES provides research and related educational programs to clientele on a non-discriminatory basis. For more information, visit cfaesdiversity.osu.edu. For an accessible format of this publication, visit cfaes.osu.edu/accessibility.

Dog Showmanship Rules for Ohio 4-H/Ohio State Fair Participation

Table of Contents

County-Use of Ohio 4-H/OSF Dog Rules and Regulations.....	4
2020 General Dog Show Rules for Ohio 4-H/Ohio State Fair Participation	
Preface.....	5
Project Eligibility.....	5
Dog Eligibility.....	6
Ownership Requirements.....	6
Definitions of Ownership.....	6
Training.....	7
Showing.....	7
Safety and Sportsmanship.....	8
Permission to Participate in Ohio 4-H Dog Activities Disclosure and Release of Claims.....	8
Misbehavior and Excusals for Dogs on the Fairgrounds, Show Area, or in the Show Ring.	8
Unsportsmanlike Conduct.....	8
Other.....	9
License Requirements.....	9
Health Requirements.....	9
Scores and Score Sheets.....	10
State Fair Championship Title.....	11
4-H Exhibitor Versatility Award.....	11
Ohio State Fair Entry Information	
Entry Deadlines.....	12
Entries.....	13
Terminology, Eligibility.....	13
Show Disciplines.....	13
Entering Your Dog at the Ohio State Fair.....	16
2020 Dog Showmanship Rules for Ohio 4-H/Ohio State Fair Participation	
Introduction.....	18
Purpose of 4-H Showmanship Competition.....	18
Handler's Appearance.....	18
Dog's Appearance.....	18
Collars.....	19
Leads.....	19
Use of Bait.....	19
Appearance and Conduct.....	19
Interference and Double Handling.....	19
Fouling the Ring.....	19
Earning Showmanship/Handling Titles Outside of 4-H.....	19
Awards.....	19
Showmanship Classes Offered at 2020 Ohio State Fair	
Showmanship Junior A.....	20

Showmanship Junior B.....	20
Showmanship Intermediate A.....	20
Showmanship Intermediate B.....	20
Showmanship Senior A.....	21
Showmanship Senior B.....	21
Ties in Scoring.....	21
Summary of Progression of Showmanship Classes.....	21

Appendix

Showmanship Patterns.....	22
The 4-H Showmanship Score Sheet Explanation.....	25
Contact Information.....	26

County-Use of Ohio 4-H/OSF Dog Rules and Regulations

County usage of all Ohio 4-H/Ohio State Fair Dog Show Rules and Regulations is recommended for consistency and continuity in the 4-H dog programs throughout the state. However, counties may adapt The Ohio 4-H/Ohio State Fair Dog Show Rules and Regulations for county level evaluations to allow for a more positive experience for youth. Some examples include:

- *Adding, deleting or modifying classes offered to accommodate entry numbers or experience, such as dividing Pre-Novice into Pre-Novice A and Pre-Novice B classes*
- *Adding “C” classes when needed.* At the Ohio State Fair, except for certain advanced obedience classes, youth are required to move to a higher level if winning. However, depending on the size of classes at the county level, it may not be feasible for a youth to move to a higher level after winning. They may be the only youth in the class, or may not be ready as a team to move to the higher level. Therefore, either permitting youth winning first place to repeat a class, or creating a “C” class for certain obedience classes, allows that youth to continue training at the same level to become successful and not get discouraged, dropping out of the dog project.
- *Adapting age divisions for participation.* For example, Showmanship and You and Your Dog are divided into Junior, Intermediate, and Senior classes at the State Fair. Counties may offer Junior and Senior classes, or even just one Showmanship class, depending on numbers.
- *Combining A and B classes.* Counties may combine an A and B class into one class provided the class exercise requirements are the same. However, record-keeping is required to ensure that youth/dog teams who are inexperienced “A” teams, are recognized as such so that they are not excluded from participating at the “A” level at the Ohio State Fair in the same 4-H year, if applicable.

2020 General Dog Show Rules for Ohio 4-H/Ohio State Fair Participation

Note: Changes and/or additions for 2020 are underlined.

Preface

Below are the rules for participating in the 2020 Ohio State Fair Junior Fair Dog Show. It is your responsibility to read, understand, and follow these rules. Please refer to the *County-Use of Ohio/OSF Dog Rules and Regulations* at the beginning of this section to find examples of how these rules can be modified for county use.

1. Prior to participating in 4-H dog activities with a dog (which includes the Ohio State Fair Dog Show), a 2020 Permission to Participate in Ohio 4-H Dog Activities Disclosure and Release of Claims form MUST be signed by the 4-H member and a parent or guardian for this year's 4-H dog projects. **This form for the current year must be on file in the county Extension office for each youth before they can participate in the Ohio 4-H Dog Program activities with a dog.**
2. Individuals who violate any rule and/or exhibit poor sportsmanship during the Ohio State Fair Junior Fair Dog Show will be disqualified from showing.
3. Any dog exhibiting unsafe or threatening behavior *at any time before, during, or after exhibition* MUST be removed from the fairgrounds and will not be permitted to return at any time throughout the Dog Show. Determination of the show committee and/or judge will be final.
4. A dog that snaps, bites, or attempts to bite while in the ring must be immediately excused from the ring and then removed from the Fairgrounds for the remainder of the Dog Show.
5. Individuals are not permitted to have any discussion with judges at any time throughout the Dog Show. (This does not include discussions or questions during Agility or Rally Briefings or Walkthroughs.)
6. Determinations of the Show Committee and/or Judges are FINAL.
7. Judges' judging and scoring decisions are FINAL.
8. Individuals with concerns must express them in writing, give them to Show Personnel, and those concerns will be discussed at the fall Ohio 4-H Dog Advisory Committee meeting. Confrontations with judges and/or show personnel may result in disqualification of exhibitor and removal of individuals from the Fairgrounds.
9. Ohio State Fair Dog Show information can be found at <http://go.osu.edu/osfdogs>.

Project Eligibility

1. Youth must be enrolled in 4-H, and ages 8 and in the third grade, or 9 years old and older regardless of grade level, as of January 1, 2020, with the last year of eligibility, or participation, in 4-H being the year in which the individual turns 19.
2. Youth must be enrolled in the correct dog project to show in classes at the State Fair as follows:
 - *You and Your Dog*, Project No. 201D – to show in You and Your Dog classes;
 - *Obedience*, Project No. 201O – to show in Beginner Novice, Pre-Novice, Novice, Graduate Novice, Open, Graduate Open, Utility, Brace, Team, and Rally classes;
 - *Showmanship*, Project No. 201S – to show in Showmanship classes;
 - *Performance Dog*, Project No. 201P – to show in Agility, Drill Team, and Freestyle;
 - *Working Dog*, Project No. 201W – to show in the Assistance Dog classes;
 - *4-H PetPALS*, Project No. 230 - to show in the 4-H PetPALS class (Youth do not need to enroll in the Working Dog project to participate in 4-H PetPALS at the State Fair.)
 - 4-H members can be enrolled in any 4-H Dog Project to participate in the Poster Contest; and
 - Any 4-H member, regardless of 4-H project, as well as FFA members, can participate in the Dog Skillathon.

3. FFA members are eligible to show provided they meet school FFA dog project requirements, as well as the *2020 Ohio State Fair Junior Fair Dog Show Rules* and entry requirements. This includes ownership requirements.
4. Project eligibility and class or classes entered must be determined at the county level, based on the experience and ability of the handler/dog team. Extension 4-H educators must verify the youth is a member in good standing in their county to be able to participate at the Ohio State Fair.
5. Prior to showing at the Ohio State Fair, the exhibitor is expected to understand and agree to follow the *2020 Ohio State Fair Junior Fair Dog Show Rules*, including the exercises to be performed for the judge, and to be able to perform those exercises prior to the Ohio State Fair Dog Show.

Dog Eligibility

1. Only domestic dogs can be shown. Wolf and wolf hybrids are not permitted.
2. All dogs exhibited must be **six months of age** by the date of the show. **This includes Pilot Dog puppies and other assistance dogs. Dogs exhibited in Agility must be 18 months or older on or before August 8, 2020.** Proof of age is the burden of the exhibitor or exhibitor's immediate family. Dogs not meeting this age requirement cannot be shown.
3. Dogs shown at the Ohio State Fair Dog Show must be the same project dogs taken by 4-H members at the county level.

Ownership Requirements

1. Dogs participating in the Ohio State Fair Junior Fair Dog Show must either be owned by the junior fair exhibitor or the exhibitor's immediate family.
2. Ownership of Assistance Dogs is respective of each applicable organization.
3. Dogs must be in the continual care of the junior fair exhibitor for the duration of the project.
4. *The date of ownership must be no later than April 1*, or earlier as the date specified by the exhibitor's county. Proof of ownership is the burden of the exhibitor and exhibitor's family.
5. Hardship cases will not be considered for State Fair participation.
6. Leasing a dog is not permitted for State Fair Dog Show participation. If counties have a leasing program, leased dogs are not permitted to exhibit at the State Fair.
7. Sharing a dog at the county level is not permitted for State Fair Dog Show participation. If two youth share a dog at the county level, neither youth is eligible to show that dog at the State Fair, including 4-H Agility competition and 4-H PetPALS.

Definitions of Ownership

1. *Immediate family* is defined as the junior fair exhibitor's father, mother, legal guardian, brother, sister, uncle, aunt, grandfather or grandmother, including the corresponding step and half relations, or by a member of the exhibitor's household.
2. *Continual care* is defined as the junior fair exhibitor being responsible for and involved in the feeding, cleaning, and caring of the project.
3. *Hardship cases* are defined as dogs that replace the original project enrolled by the exhibitor after the county's enrollment deadline, or no later than April 1.
4. *Ownership – Registered dogs*: The exhibitor's name, or a member of his/her immediate family's name, must appear on the registration certificate of a dog registered by AKC, UKC, individual breed registries, herding dog registries, etc. Co-ownership of a dog is permitted provided the exhibitor's name, or a member of his/her immediate family's name, is listed on the registration certificate. It is recommended that a copy of the registration certificate be on file in the county Extension office.

5. *Ownership – Non-registered purchased dogs:* A non-registered dog purchased from a private owner, pet shop, humane society, dog rescue, etc., must have the exhibitor’s name or a member of his/her immediate family’s name, on the bill of sale. It is recommended that a copy of this bill of sale be on file in the county Extension office.
6. *Ownership – Dogs found/gifts:* If a dog was given to the exhibitor or immediate family, or found by the exhibitor or immediate family, the exhibitor or a member of his/her immediate family receiving or finding the dog should verify the date received or found by use of veterinary records, dog licenses, and other forms of records, and write a statement as to the definite or approximate date the dog was received as a gift or found. It is recommended that a copy of this statement be on file in the county Extension office.

Training

1. Lessons, instruction and advice for the exhibitor are encouraged. As long as the exhibitor is present in the learning situation, and handles or trains the dog the majority of the time present, such assistance can include occasional handling or training by another person. Only the exhibitor can train the dog at any type of training class *on or after April 1, 2020*.
2. The judge will not permit an exhibitor to train or practice any exercise in the show ring at any time.

Showing

1. **No one other than the junior fair exhibitor** is permitted to show the project dog(s) at any type of dog show, including agility, field trials, rally trials, etc., as well as fun matches, *on or after April 1, 2020*.
2. **No one other than the junior fair exhibitor** is permitted to take the project dog(s) on animal-assisted activities (pet therapy) visits, *on or after April 1, 2020*. Any exceptions must be approved by the State 4-H Dog Advisory Committee.
3. Eligibility for showing in an “A” class is defined as “no training or showing experience for the handler and/or dog prior to the county’s current project year.” (A new “project year” typically begins following the exhibitor’s county fair, or State Fair if after the OSF exhibitor’s county fair, or county’s 4-H awards program. Check with your county Extension office for your county’s policy.) Handlers and/or dogs not meeting this requirement **MUST** show in a “B” class. Refer to “A” class information in the rules for each show discipline.
4. Junior Fair exhibitors in respective activities and classes are expected to perform in those events and demonstrate those skills which are listed in these *2020 Ohio State Fair Junior Fair Dog Show Rules*, in the *Ohio 4-H Dog Resource Handbook*, *Ohio 4-H Dog Project and Record Book*, and on the various 2020 dog 4-H judging score sheets.
 - a. Score sheets used in judging are posted under Resources at: go.osu.edu/dog. **Counties MUST use these score sheets for evaluating 4-H dog projects.** *Note:* All applicable score sheets will have 2020 at the bottom of the score sheet.
 - b. Any additional information pertinent to the State Fair Dog Show will be posted on the website at www.go.osu.edu/osfdogs.
5. **ONLY** dogs shown by junior fair exhibitors are permitted on the Fairgrounds. Exceptions can be made for Ohio State Fair show personnel, judges and volunteers, if requests are made to the State Fair Dog Show Director prior to August 1, 2020. ALL dogs must comply with the 2020 Ohio State Fair Junior Fair Dog Show health requirements.

Safety and Sportsmanship

2020 Permission to Participate in Ohio 4-H Dog Activities Disclosure and Release of Claims:

1. ALL youth enrolled in 4-H dog projects are required to sign the 2020 Permission to Participate in Ohio 4-H Dog Activities Disclosure and Release of Claims document. A parent or guardian is also required to sign the document.
 - a. This document must be signed each year a youth enrolls in a 4-H dog project and a copy **MUST** be kept on file at the county Extension office.
 - b. Exhibitors and parents/guardians verify they have this signed document on file at their county Extension office, and understand and agree to information provided in this document, when signing the *2020 Ohio State Fair Dog Project Identification Form and Vaccination Certificate*.

Misbehavior and Excusals for Dogs on the Fairgrounds, Show Area, or in the Show Ring

1. Any dog exhibiting unsafe or threatening behavior *at any time before, during, or after exhibition* **MUST** be removed from the fairgrounds and will not be permitted to return at any time throughout the Dog Show. Determination of the show committee and/or judge will be final.
2. The judge or show officials *will immediately* excuse from the ring any dog exhibiting unsafe or threatening behavior.
 - a. The judge will *immediately* excuse any dog that appears dangerous to other dogs or exhibitors.
 - b. Any dog that snaps, bites, or attempts to bite any person or dog while in the show ring will *immediately* be excused.
 - c. If a judge determines that a bitch in the ring is in season or appears to be so attractive to males as to be a disturbing element, the bitch is *immediately* excused. The judge shall not obtain the opinion of the health check officials.
3. Any uncontrolled behavior such as barking, running away from its handler, etc., will be penalized according to the seriousness of the misbehavior, whether it occurs during or between exercises, or before or after judging.
4. Any dog not under its handler's control may be excused from competition.

Unsportsmanlike Conduct

1. Any exhibitor or other person(s) abusing a dog will be removed from the fairgrounds.
2. The judge or show officials will dismiss from the ring any exhibitor abusing the dog, which *will* result in disqualification of exhibitor *and* removal from the Fairgrounds.
3. Judges and/or show officials have the right to deduct points from the Sportsmanship category on the exhibitor's score sheet if unsportsmanlike conduct is displayed at any time throughout the 4-H dog show prior to or during judging.
4. Judges and/or show officials have the right to disqualify any participant exhibiting poor sportsmanship at any time throughout the 4-H Dog Show from showing, participating in activities, or from receiving any awards.
5. Any handler who willfully interferes with another competitor or that competitor's dog will be excused from competition.
6. Exhibitors, parents, volunteers, and other individuals verbally and/or physically abusive or threatening to show personnel will be removed from the Fairgrounds, and exhibitors will be disqualified.
7. Show officials have the right to order the removal from the Fairgrounds anyone showing unsportsmanlike conduct.
8. *Exhibitors must check in at their show ring within 15 minutes after being called to their ring. Exhibitors who do not check in at their show ring within 15 minutes after being called will have sportsmanship points deducted on their score sheets.*

Other

1. An exhibitor disciplining a dog in the show ring will be excused from further competition in that class.
2. The judge will not permit any handler to use excessive verbal commands or to move toward the dog to correct it.
3. Exhibitors are totally responsible for their dogs while on the Fairgrounds.
 - a. Dogs must be kept on leash while on the Fairgrounds, except when participating in the ring during judging.
 - b. Dogs must be kenneled in designated areas.
 - c. Exhibitors must clean up after their dogs.
 - d. Dogs are not permitted outside agility show venue and the Buckeye Sports Center except to load, unload, and use the marked Exercise Areas.
 - e. Dogs must not be left unattended.
4. Dogs are not permitted to wear any type of muzzle, prong/pinch collar, or electronic collar while on the fairgrounds.
 - a. Exhibitors will be disqualified if their dogs are seen wearing muzzles, prong/pinch collars, or electronic collars.
5. Only the exhibitor's dog, exhibitor, and show officials are permitted in the show ring area at any time throughout the show.
6. **Judges' decisions are final.** Exhibitors, parents, volunteers, and other individuals **are not permitted** to talk with judges at any time during the Dog Show, except during Agility or Rally briefings and walkthroughs.
 - a. Discussion and/or confrontation with judges may result in disqualification of exhibitor and removal of individuals from the Fairgrounds.

License Requirements

1. Junior Fair exhibitors must list their dogs' license tag numbers on the *2020 Ohio State Fair Dog Project Identification Form and Vaccination Certificate*. Exception: Assistance Dogs licensed through their respective organizations.

Health Requirements

1. The ***2020 Ohio State Fair Dog Project Identification Form and Vaccination Certificate*** completed and signed by a licensed veterinarian ***is required for exhibition***. The ***2020 County Dog Project Identification Form and Vaccination Certificate*** is also permitted for use at the Ohio State Fair Dog Show provided the vaccinations are current through August 8, 2020 for State Fair exhibition. **THESE ARE THE ONLY CERTIFICATES THAT WILL BE ACCEPTED AT HEALTH CHECK.** These certificates must include **ALL** information requested in the Identification Form section, completed, signed, and dated by the exhibitor, and signed by the parent/guardian. The administering veterinarian must complete the information requested in the Vaccination Certificate section, and may modify it as per Rule 3 in this section. **Other certificates of vaccination, computerized vaccination records, pet record cards, or kennel records will not be accepted. It is the exhibitor's responsibility to make sure all health requirements for State Fair are met.**
 - a. These certificates can be downloaded at: go.osu.edu/osfdogs.
 - b. The use of the *2020 County Dog Project Identification Form and Vaccination Certificate* must be approved by the county 4-H professional and must be used consistently throughout the respective county.

2. **ALL** dogs must have current Rabies vaccinations, administered by licensed veterinarians. Veterinarians must document on the *2020 Ohio State Fair Dog Project Identification Form and Vaccination Certificate* or *2020 County Dog Project Identification Form and Vaccination Certificate* whether the exhibitor's dog's rabies vaccination is current by filling in the "date expires" blank.
3. ALL dogs must be vaccinated for Distemper, Hepatitis, Leptospirosis, Parainfluenza, and Parvovirus by licensed veterinarians. If the veterinarian does not administer certain vaccinations, those vaccinations must be noted by the administering veterinarian, either on the vaccination form or letterhead. *The Ohio State Fair Dog Show officials will accept the veterinarian's protocol for their client/patient. **For the Ohio State Fair Dog Show, all vaccinations must be current through August 8, 2020.*** (Note: Vaccination deadlines for county fairs may differ.)
4. *Bordetella* vaccination is recommended, but not required. Consult with your veterinarian.
5. Dogs **CANNOT** be shown at the Ohio State Fair if vaccinations are given by anyone other than a licensed veterinarian.
6. Any dogs exhibiting abnormalities or symptoms of sickness, disease, or parasite infestation as determined by the health check officials will be eliminated from the show and must be removed from the Fairgrounds. If a dog is under veterinary care for a health condition that is not infectious or contagious, the exhibitor must bring a health certificate from the attending veterinarian verifying the condition and treatment. **Decision of the health check officials is final.**
7. ***Bitches showing ANY signs of heat are not permitted on the Fairgrounds. They are not permitted to show!*** Each dog must go through a health check **each** day shown, where all females will be checked for signs of heat. If a bitch shows **any** signs of heat, she will be eliminated from the show and must be removed from the Fairgrounds. Any bitch, which appears so attractive to males as to be a disturbing element, will be eliminated from the show and must be removed from the Fairgrounds. **Decision of the health check officials is final.**
8. Pregnant and/or lactating (nursing) bitches are not permitted on the Fairgrounds, and may not be shown.
9. Any male or female dog that is a disturbing element to other dogs will be eliminated from the show and must be removed from the Fairgrounds.
10. Before going to Registration, exhibitors must bring their dog(s) and *2020 Ohio State Fair Dog Project Identification Form and Vaccination Certificate(s)* to Health Check **each day** they are showing.
11. Incomplete or falsified information on the *2020 Ohio State Fair Dog Project Identification Form and Vaccination Certificate* or *2020 County Dog Project Identification Form and Vaccination Certificate* is grounds for dismissal.
 - a. Correction tape or other forms of correction used to cover errors on the ID/Vaccination Certificates is NOT permitted.

Scores and Score Sheets for August 3-6 Dog Show

1. Scores will be posted within a reasonable amount of time after each class has been judged. Exhibitors who are tied for the top fifteen places in their respective classes should remain until all classes in the same category are judged, in case of further ties. Failure to stay could mean forfeiture of a possible placing.
2. No one other than show management and judges may view exhibitors' score sheets during the State Fair Dog Show.
3. Score sheets will be returned to the county Extension office about two weeks following the closing day of the State Fair. Score sheets will not be returned during the State Fair Dog Show.

State Fair Championship Title

Exhibitors showing their dogs at the Ohio State Fair Junior Fair Dog Show may apply for titling by recording State Fair achievements during their 4-H careers. The junior fair participant, their parent/guardian, and 4-H advisor must document achievements. The Ohio State Fair Championship Title is for the handler, regardless of the number of dogs shown.

Requirements

1. 4-H member may earn one Title per year regardless of the number of dogs shown;
2. 4-H member must accumulate 25 points to earn a Title;
3. Points will carry over from one year to the next;
4. Subsequent Titles will be awarded for each additional 25 points;
5. Points are recorded for the handler; and
6. All State Fair Dog Show participation rules apply.

Point System – Regular Classes

A 4-H member may use multiple dogs the same year to earn points toward an OSF Championship Title provided the dogs are shown in different events. However, in one given year at the Ohio State Fair Dog Shows (2020), youth can receive no more than the following points per event, regardless of the number of dogs exhibited or classes entered in that event:

One (1) point will be awarded for participation in any of these State Fair events:

- | | |
|---------------------|--------------------|
| 1. Agility | 9. Showmanship |
| 2. Assistance Dogs | 10. Freestyle |
| 3. 4-H PetPALS | 11. Team |
| 4. Brace | 12. Poster Contest |
| 5. Drill Team | 13. Skillathon |
| 6. Obedience | 14. AKC Trick Dog* |
| 7. You and Your Dog | 15. AKC CGC* |
| 8. Rally | |

An additional 5 points for earning a gold medal or placing 1st through 15th will be awarded per event, per year, regardless of the number of dogs entered in that event. For example: placement in ONE obedience class, regardless of the number of obedience classes exhibited = 5 points; placement in ONE rally class, regardless of the number of rally classes exhibited = 5 points; placement in ONE agility class, regardless of the number of agility classes exhibited = 5 points. Exhibitors must meet all of the criteria according to the score sheet to receive 5 points for the 4-H PetPALS class. Exhibitors must meet all of the expectations according to the score sheet to receive 5 points for the Assistance Dog class.

* For Trick Dog and CGC classes, exhibitors may earn points for participation only. An exhibitor may earn 1 point for participation in ONE Trick Dog class and 1 point for participation in ONE CGC class.

Awards: A pin and T-shirt will be presented to each exhibitor receiving his/her first Title at the Ohio State Fair during the Ohio State Fair Dog Show. Exhibitors receiving second titles, third titles, etc. will receive an award depending on sponsorship.

4-H Exhibitor Versatility Award

The purpose of the 4-H Exhibitor Versatility Award (EVA) is to: (1) encourage youth to participate in several classes (including Skillathon and Poster) at the Ohio State Fair Dog Show, and (2) award youth for achieving excellence in the classes in which they are showing or participating. To earn a 4-H Exhibitor

Versatility Award, exhibitors must place in FIVE (5) classes as follows: (1) receive a gold medal in Agility; (2) meet all of the expectations according to the score sheet in the Assistance Dog class; (3) meet all of the criteria according to the score sheet in the 4-H PetPALS dog class; (4) place in the top five in all classes receiving placings, including the Skillathon and Poster Contest. Youth violating any of the *2020 Ohio State Fair Junior Fair Dog Show Rules* or with points taken off for poor sportsmanship will not be eligible for this award. An exhibitor must show in five (5) classes and earn one placing as described above per class, with one dog in each of those classes. The 4-H Exhibitor Versatility Award is based on the number of classes, not number of dogs per class (i.e. for agility and rally). An exhibitor may earn one 4-H Exhibitor Versatility Award a year.

4-H Exhibitor Versatility Award Forms: Exhibitors must request an EVA Form from Steve at Registration. The exhibitor must keep track of their points toward earning the 4-H Exhibitor Versatility Award on this form, and return it to Steve at the Registration table once enough points have been earned to receive this award. Steve will verify all points earned. After verification that points earned are adequate to receive this award, the award will be presented.

Ohio State Fair Entry Information

ALL DOG SHOW (AUGUST 3-6) ENTRIES MUST BE MADE ONLINE BY MIDNIGHT JUNE 20.

LATE ENTRIES WILL NOT BE ACCEPTED!

(Note: Online entries DO NOT apply to Drill Team and Agility entries.)

ALL exhibitors MUST be pre-entered online.

There will be NO day-of-show entries accepted for any classes.

Entry Deadlines

Saturday, June 20

Deadline for Dog Show (August 3-6), not including Drill Team and Agility Entries. **Entries must be made online at <http://ohiostatefair.com/livestock/>.** Access to online entries will close at midnight June 20. **Late entries will NOT be accepted.**

Saturday, June 20

Deadline for Ohio State Fair Drill Team entries to be postmarked. There are no online entries for Drill Team. Entries must be sent to Entry Department, Ohio State Fair, 717 East 17th Ave., Columbus, OH 43211-2657. **Late entries will NOT be accepted.**

Saturday, June 20

Deadline for Ohio 4-H Dog Agility (August 8) entries to be postmarked. There are no online entries for Agility. Paper entries along with entry fees must be sent to Ohio 4-H Agility, Nationwide & Ohio Farm Bureau 4-H Center, 2201 Fred Taylor Dr., Columbus, OH 43210. **Entries postmarked after June 20 will be charged a \$40.00 late fee.** **Late entries will NOT be accepted after Wednesday, July 15.**

Wednesday, July 1

Deadline for Dog Poster Entries and Posters to be *Postmarked*. Send entry forms and posters to OSF Dog Poster Contest, Nationwide & Ohio Farm Bureau 4-H Center, 2201 Fred Taylor Dr., Columbus, Ohio 43210

Entries

Terminology

1. **Discipline** – refers to a show category. Each of the following is a Discipline: Showmanship, Obedience (including Team and Brace), Rally, Agility, You and Your Dog, Drill Team, Canine Freestyle, 4-H PetPALS, Assistance Dogs, Tricks, and Canine Good Citizen.
2. **Level** – refers to sub-categories within certain disciplines. For example, Novice is a level in the Obedience discipline; Rally Excellent is a level in the Rally discipline.
3. **Class** – refers to the two classes within certain disciplines and/or discipline levels. The letters “**A**” and “**B**” refer to the experience of the youth **and** dog.
 - a. “**A**” classes are for handlers or dogs with **NO** training or showing experience prior to the county’s current project year. “**A**” classes can never be repeated by the same youth, regardless of what dog is shown. “**A**” classes can never be repeated by the same dog, regardless of what youth shows that dog. Refer to “**A**” class information in the rules for each show discipline.
 - b. “**B**” classes can be repeated by the same youth regardless of what dog is shown, and by the same dog, regardless of who shows that dog, provided the youth and/or dog are not the class winners (exception: Showmanship and You & Your Dog). If/when a youth and/or dog wins first place in a “**B**” class, the youth and dog must move to the next level (exception: Showmanship, You & Your Dog, and specified advanced obedience classes). A dog must move to a higher level within a discipline, once that dog begins performing at that higher level. (Refer to each of the show discipline’s rules for rules specific to that discipline.)

Eligibility

Youth may enter any of the disciplines, levels, and classes they are eligible for as outlined in the *2020 Ohio State Fair Junior Fair Dog Show Rules*. The handler and dog must be able to perform the exercises required of the disciplines/levels/class(s) entered. *Youth may not enter classes without both youth and dogs being prepared prior to the State Fair to perform the required exercises. A zero (0) will be given to any handler/dog team not attempting an exercise, except as provided otherwise specifically in the rules. A zero (0) on the exhibitor’s score sheet will result in an incomplete for that class, and therefore the exhibitor will not be eligible for an award, except as provided otherwise specifically in the rules.*

Exhibitors may show one or more project dogs, provided the exhibitors and dogs meet the eligibility requirements of each respective class, as follows (refer to each respective show discipline rulebook for more detailed and complete information):

Show Disciplines

1. Agility

Youth may enter any number of project dogs in Agility and are permitted to enter more than one dog per Agility class. Youth showing in Agility may show the same or different project dog(s) in other disciplines/classes provided they meet those eligibility requirements.

2. Obedience

Beginner Novice A

Beginner Novice A is for the first-year member and first-year dog with no prior show experience.

Beginner Novice A youth are not permitted to show the same or different dog in any other obedience

class. This is like any other “A” class and can never be repeated by youth or dog. Youth may show one project dog in Beginner Novice A.

Beginner Novice B and Pre-Novice

Youth may show one project dog in Beginner Novice B **OR** Pre-Novice, decided upon according to skill level and preference. **A youth cannot show in both Beginner Novice B and Pre-Novice in the same year with the same or different dog.** A dog cannot be shown in both Beginner Novice B and Pre-Novice in the same year. Youth may show the same dog in other non-obedience classes and/or a different dog in other disciplines/classes provided they meet those eligibility requirements. Youth may NOT show the same dog in another obedience class the same year.

Preferred Novice

Youth may show one project dog at the Preferred Novice level, provided the youth and dog meet class eligibility requirements. Youth may show the same dog in other non-obedience classes and/or a different dog in other disciplines/classes provided they meet those eligibility requirements. Youth may NOT show the same dog in another obedience class the same year.

Novice

Youth may show one project dog at the Novice level, provided the youth and dog meet class eligibility requirements. Youth may show the same dog in other non-obedience classes and/or a different dog in other disciplines/classes provided they meet those eligibility requirements. Youth may NOT show the same dog in another obedience class the same year.

Advanced Obedience

Youth may show two project dogs in each of the following Obedience classes: Graduate Novice, Open, Graduate Open, and Utility provided youth and dogs meet eligibility requirements. Youth showing two dogs in “A” classes must meet the requirements of neither the youth and/or dogs having any previous experience at that respective obedience level. Youth and/or dogs cannot repeat the “A” class, and must move to the “B” class in that respective level at the very minimum. If a youth and/or dog wins the first place trophy, they must move to a higher level with the same dog; however, can continue to show at the same “B” level with the other dog, providing meeting eligibility requirements. *Exception:* Youth/dog team winning Open B may repeat this class until ready to move to Graduate Open A. Youth winning Graduate Open B may repeat this class until ready to move to Utility A. Youth winning Utility B may repeat this class indefinitely with the same dog. Youth may show the same dog or different dog in other non-obedience disciplines and/or a different dog in other obedience levels provided they meet those eligibility requirements. Youth may NOT show the same dog in another obedience class the same year.

3. Brace

Youth must show two project dogs that are capable of performing the Novice exercises. Youth may show the same dogs or different dog in other disciplines/classes provided they meet those eligibility requirements. Youth showing in Beginner Novice or Pre-Novice classes **cannot** show in Brace.

4. Teams

Pre-Novice Team: Youth may enter one project dog in Beginner Novice B or Pre-Novice, and may not show in both Beginner Novice B and Pre-Novice in the same year with the same or different dog. Therefore, since only one dog can be shown at this beginning level, only one dog can be entered per exhibitor as a pre-novice team competitor.

Advanced Team: Youth may show a Novice level or above project dog in the Advanced Team class if having multiple dogs. Youth may participate in a second Advanced Team class provided they use a

different project dog. Youth may show the same dog or different dog in other disciplines/classes provided they meet those eligibility requirements.

Team alternates must enter online for their respective Team class to be eligible to replace another team member.

5. **Rally**

Youth may show a maximum of two project dogs per Rally level. A level is Rally Novice, Rally Intermediate, Rally Advanced, or Rally Excellent. Therefore, youth may show two dogs in Rally Novice B, two dogs in Rally Intermediate B, two dogs in Rally Advanced, and two dogs in Rally Excellent. Youth may show the same dog or different dog in other disciplines/classes provided they meet those eligibility requirements.

6. **Showmanship**

Showmanship classes are based on age of youth and show experience of the youth and dog. Therefore, an exhibitor and dog can show in **ONE** Showmanship class only. Youth may show the same dog or different dog in other disciplines/classes provided they meet those eligibility requirements.

7. **You and Your Dog**

You and Your Dog classes are based on the age of youth. Therefore, an exhibitor and dog can show in **ONE** You and Your Dog class only. Youth may show the same dog or different dog in other disciplines/classes provided they meet those eligibility requirements. Refer to *You and Your Dog* rules for completion requirements of the *Dog Project and Record Book* for judging.

8. **4-H PetPALS**

Youth **MUST** be enrolled in the 4-H PetPALS Project No. 230 to be eligible to enter this class. Youth may show the same dog or different dog in other disciplines/classes provided they meet those eligibility requirements. (Note: Youth who have more than one 4-H PetPALS species [i.e. a dog and a rabbit, or dog and cat, etc.] can enter the rabbit or cat, etc. in 4-H PetPALS Day held on July 31 in the Youth Center.)

9. **Assistance Dogs**

- a. Assistance Dogs must be 6 months of age by show date. Youth taking Assistance Dog projects may show their Assistance Dogs in You and Your Dog classes. Youth must show in the appropriate age You and Your Dog level.
- b. Youth taking Assistance Dogs may show their Assistance Dogs in one Beginning Obedience level/class (Beginner Novice A, Beginner Novice B, or Pre-Novice) that meets the exhibitor's experience eligibility. Youth showing Assistance Dogs may show a different project dog(s) in other disciplines/classes provided they meet those eligibility requirements.
- c. Youth taking Assistance Dogs may enter the Canine Good Citizen class.
- d. Youth taking Assistance Dogs may also participate in the Poster Contest and Skillathon.

10. **Canine Freestyle**

Youth may show one project dog in a maximum of two Canine Freestyle classes, with the following exception:

- a. Youth showing in the Sassy Seniors class may NOT show this senior dog in another Freestyle class.

To show in a Canine Freestyle class at the Ohio State Fair, youth and their dogs must have practiced a routine and be prepared to perform the routine to the best of their abilities, as a result of training and practice.

Youth may show the same dog or different dog in other disciplines/classes provided they meet those eligibility requirements.

11. Drill Team

Drill Team entries must consist of no more than two Drill Team entries per county. The same youth may participate on more than one Drill Team in their county provided they use a different project dog. Refer to the Drill Team rules for cross-county Drill Team eligibility. Refer to the Drill Team rules for the number/size of Drill Teams per county permitted to show. Youth may show the same dog or different dog in other disciplines/classes provided they meet those eligibility requirements.

Drill Team entries must be made online.

Drill Team alternates must enter online for their respective Drill Team class to be eligible to replace another team member.

12. AKC Trick Dog

Youth may enter AKC Trick Dog classes on Wednesday, August 5 and Thursday, August 6 with the same or different project dog(s) and are permitted to enter more than one dog per Trick Dog class. Youth showing in AKC Trick Dog may show the same or different project dog(s) in other disciplines/classes provided they meet those eligibility requirements. AKC Trick Dog classes offered include Novice Trick Dog, Intermediate Trick Dog, and Advanced Trick Dog.

a. *To show in an AKC Trick Dog class at the Ohio State Fair, youth and their dogs must have practiced the tricks performed and be prepared to perform to the best of their abilities, as a result of training and practice.*

13. AKC Canine Good Citizen (CGC)

Youth may enter AKC CGC classes on Wednesday, August 5 and Thursday, August 6 with the same or different project dog(s), and are permitted to enter any number of project dogs in AKC CGC. Youth showing in AKC CGC may show the same or different project dog(s) in other disciplines/classes provided they meet those eligibility requirements.

a. *To show in an AKC CGC class at the Ohio State Fair, youth and their dogs must have practiced the test exercises and be prepared to perform to the best of their abilities, as a result of training and practice.*

Entering Your Dog at the Ohio State Fair

Agility – August 8 (Coliseum)

1. Any youth enrolled in the *Performance Dog*, Project No. 201P may enter Agility with one or more dog projects. Youth must enter their dogs by completing a *2020 Ohio State Fair Dog Agility Entry Form*, available to download at: www.go.osu.edu/osfdogs.

Agility entry forms and payment must be sent to: OSF Dog Agility, Nationwide & Ohio Farm Bureau 4-H Center, 2201 Fred Taylor Dr., Columbus, Ohio 43210. **Entries must be postmarked by Saturday, June 20. Entries postmarked after this deadline will be charged a \$40.00 late fee. Late entries will not be accepted after Wednesday, July 15.** Entry fees are \$7.00 per dog per class entered. Online entry is not available.

Dog Show – August 3-6 (Buckeye Sports Center)

1. Any youth enrolled in a 4-H or FFA dog project may enter the Ohio State Fair Dog Show, including Dog Poster Contest. The exhibitor's 4-H advisor/FFA instructor and Extension professional must approve all entries.
2. **General Entries, including Drill Team and Team.** Youth must enter their dogs online at <http://ohiostatefair.com/livestock/>. Entry fees are \$4.00 per dog per class entered. All entry fees must be paid using credit card. Online entries will close at midnight June 20. Late entries will not be accepted.
 - a. **Brace.** When entering Brace at the Ohio State Fair, youth must pay a \$4.00 entry fee PER DOG for this class.
3. **Poster Contest.** Each youth must complete a *2020 Ohio State Fair Dog Show Poster Entry Form* and send or bring the completed entry form along with poster to the OSF Dog Poster Contest, Nationwide and Ohio Farm Bureau 4-H Center, 2201 Fred Taylor Drive, Columbus, Ohio 43210. There are no entry fees for posters. **Posters must be postmarked by Monday, July 1.** Posters postmarked after the deadline will be displayed, but not judged.
4. **Skillathon.** Any 4-H or FFA member may participate in the Dog Skillathon on Tuesday, August 4. Youth do not need to be enrolled in a 4-H dog project to participate. Registration is the day of the event. There is no registration fee. A responsible adult **MUST** be present at registration to verify exhibitor's age by signing the score sheet. Skillathon station categories will be posted at www.go.osu.edu/osfskillathons in June.
5. One admission ticket and parking permit will be mailed to each exhibitor entered in Agility.
 - a. Dog Walk passes will be provided at registration.
 - b. The Agility exhibitor letter and other pertinent information will be posted online at www.go.osu.edu/osfdogs by July 1.
6. **One admission ticket and parking permit will be mailed to each exhibitor** entered in the August 3-6 Dog Show.
 - a. **Admission tickets for additional days showing will be provided at registration.** Youth will NOT receive these in the mail.
 - b. Dog walk passes will be provided at registration.
 - c. Exhibitor letters and other pertinent information will be posted online at www.go.osu.edu/osfdogs by July 1.

2020 Dog Showmanship Rules for Ohio 4-H/Ohio State Fair Participation

Note: These Rules and Regulations are in effect for the 2020 Ohio State Fair and strongly recommended to be followed at the County level.

Introduction

The Ohio 4-H Dog Program integrates the American Kennel Club's (AKC) Junior Showmanship Regulations with the Ohio 4-H philosophy to develop 4-H showmanship standards for youth who enroll in the Showmanship 4-H project.

Purpose of 4-H Showmanship Competition

The purpose of showmanship is to demonstrate teamwork between the handler and the dog, showcasing the handler's skills. Regardless of the breed of dog, or mixed breed, youth learn the skills required to present their dogs to the best of their abilities, bringing out the finest qualities in their dogs. The youth's presentation of the dog is being judged, not the dog's conformation. Youth learn breed characteristics for the breed their dog represents. They learn the anatomy and physiology of the dog, and how to move as one with their dogs. In 4-H, the purpose of showmanship, also, is for youth to test their knowledge about dogs and responsible dog ownership by participating in an interview, which contributes to the overall showmanship score.

Handler's Appearance

Exhibitors should be neat, clean, and well-groomed in appearance. They should wear clothing that is comfortable to handle in, and that complements their dog. Clothing should not hinder or detract from the presentation of the dog.

Acceptable clothing for girls in Showmanship classes are dresses, skirts, dress shorts, skorts, dress slacks, dressy capris or crop pants, collared blouses, or similar attire. **Acceptable clothing** for boys includes dress shirts, ties, and dress slacks. Sports jackets may be worn, but are not necessary, especially in hot weather. When wearing a tie, secure it with a tie tack. Closed-toe shoes, rubber-soled shoes, flats, and similar type shoes are acceptable footwear.

Inappropriate clothing includes clothing that is too tight or too revealing, such as short skirts, short shorts, tank tops, halter tops, spaghetti straps, low cut blouses or shirts, shorts hanging too low on the waist, clothing with holes or tears in the fabric, blue jeans, faded or torn jeans of any kind, or other similar types of clothing. Do not wear shirts with club names or logos, or clothing with lettering and distracting or offensive wording or designs. Do not wear hats. Do not wear sandals, open-toed shoes, high-heeled shoes, clogs, or similar type footwear. *Exhibitors dressed inappropriately will have points deducted or may be excused from the show ring.*

Dog's Appearance

It is not necessary that a 4-H dog be shown in a show clip; however, the dog must be clean and its coat free of mats and loose hair. Ears must be clean, but it is not required that all hair be removed from the ear canal. The eyes must be free from matter, and the teeth should not have any tartar buildup. Some staining on the teeth of older dogs is permissible. The toenails must be trimmed. Hair between the pads should be trimmed to prevent matting, as well as from collecting dirt and ice. It is not required that whiskers be trimmed; but if the dog's face is shaved, the stubble should be removed.

Collars

Acceptable showmanship collars while in the show ring: Nylon or very small chain link slip collars, or combination lead and collar, such as a martingale. Nothing may be hanging from the dog's collar.

Acceptable collars while outside the show ring: Head halters, fancy collars, harnesses and studded collars are permitted on dogs.

Unacceptable collars anywhere on the Fairgrounds: Pinch collars, collars with prongs or spikes on inside or outside, electronic collars, or any other special training collars, or muzzles. Youth are subject to disqualification from showing and removal from the Fairgrounds if their dogs are seen wearing these collars or devices.

Leads

Showmanship leads may be of fabric or leather and should be long enough to allow for easy handling. Dogs are shown on a lead that is proportionate to their size. Chain leads are not acceptable.

Use of Bait

Use of bait is permitted in the Showmanship ring.

Appearance and Conduct

Excessive grooming of the dog in the ring to gain the judge's attention is inappropriate and should be faulted accordingly. Handlers are expected to handle their dogs without distracting the dogs of other competitors. A handler who crowds or disturbs other dogs should be faulted.

Handlers who exhibit impatience or heavy-handedness with their dogs should be penalized

Interference and Double Handling

Double handling is not permitted. Assistance, interference, or attempts to control a dog from outside the ring is not permitted. Judges will substantially penalize a handler if someone or something, other than the dog's handler, is influencing the performance or showmanship in the ring.

Fouling the Ring

A 25-point deduction will be made for any dog fouling the ring. The exhibitor and his/her dog are not to be excused from the ring. Judging is to continue once the area is properly cleaned.

Fouling includes urine, feces or vomit. In exceptionally poor ring conditions, judges must confer with the show committee and other judges to determine scoring if fouling should occur.

Earning Showmanship/Handling Titles Outside of 4-H

Dogs with AKC Jr. Handling or like experiences must be shown in exhibitor age-appropriate B classes. Dogs completing a title prior to July 1, 2020, must show in exhibitor age-appropriate B classes. Any dog receiving points toward a championship title anytime during the project year must then move into the appropriate B class at the time the points were first earned. Fun matches do not apply.

Awards

Awards for all Showmanship classes include a trophy for each class winner and 1st through 15th place rosettes for each class. All youth will receive participation ribbons for each class in which they exhibit.

Showmanship Classes Offered at 2020 Ohio State Fair

Tuesday, August 4	Showmanship Junior A
	Showmanship Junior B
	Showmanship Intermediate A
	Showmanship Intermediate B
	Showmanship Senior A
	Showmanship Senior B

Exercises to be performed in all Showmanship classes include: (1) Interview; (2) Handler Appearance & Attitude, (3) Grooming, and (4) Handling. **Showmanship Questions:** For the Interview, six age-appropriate questions will come from the *Ohio 4-H Dog Resource Handbook*, ©2018. Note that for those having the 2012 and 2016 editions, the revisions to that edition can be found at <http://www.ohio4h.org/books-and-resources>. A bank of questions, without answers, will be posted at www.go.osu.edu/osfdogs as well as at www.go.osu.edu/dog on the dog resources webpage by March 1.

Showmanship Junior A

This class is for the exhibitor 8-11 years of age as of January 1, 2020. *Neither the exhibitor nor the dog can have any training or showing experience in Showmanship, AKC Jr. Handling or like experiences prior to the county's current project year.* Once an exhibitor and/or dog show in this class, he/she must move to Showmanship Junior B provided he/she is still within the age requirements. If the exhibitor will be 12 years of age as of January 1 the next year, then he/she will move to Showmanship Intermediate B. A dog shown in this class at the Ohio State Fair cannot return to this class. It must be shown at the Showmanship B class of the appropriate age of the exhibitor.

Showmanship Junior B

This class is for the handler or dog who has shown in Showmanship Junior A *or has had training or showing experience in Showmanship, AKC Jr. Handling or like experiences prior to the county's current project year.* The exhibitor must meet the age requirements of 8-11 years of age as of January 1, 2020. The exhibitor who wins first place in this class at the Ohio State Fair can return to this class with the same dog every year provided age requirements are met. A dog shown in this class must be shown in a Showmanship B class of the appropriate age of the exhibitor, and cannot go back to a Showmanship A class, regardless of the age of the exhibitor.

Showmanship Intermediate A

This class is for the exhibitor 12-14 years of age as of January 1, 2020. *Neither the exhibitor nor the dog can have any training or showing experience in Showmanship, AKC Jr. Handling or like experiences prior to the county's current project year.* Once an exhibitor and dog show in this class, he/she must move to Showmanship Intermediate B provided he/she is still within the age requirements. If the exhibitor will be 15 years of age as of January 1 the next year, then he/she will move to Showmanship Senior B. A dog shown in this class at the Ohio State Fair cannot return to this class. It must be shown at the Showmanship B class of the appropriate age of the exhibitor.

Showmanship Intermediate B

This class is for the handler or dog who has shown in Showmanship Intermediate A *or has had training or showing experience in Showmanship, AKC Jr. Handling or like experiences prior to the county's current project year.* The exhibitor must meet the age requirements of 12-14 years of age as of January 1, 2020. The exhibitor who wins first place in this class at the Ohio State Fair can return to this class with

the same dog every year provided age requirements are met. A dog shown in this class must be shown in a Showmanship B class of the appropriate age of the exhibitor, and cannot go back to a Showmanship A class, regardless of the age of the exhibitor.

Showmanship Senior A

This class is for the exhibitor 15-18 years of age as of January 1, 2020. *Neither the exhibitor nor the dog can have any training or showing experience in Showmanship, AKC Jr. Handling or like experiences prior to the county's current project year.* Once an exhibitor and dog show in this class, he/she must move to Showmanship Senior B. A dog shown in this class at the Ohio State Fair cannot return to this class. It must be shown at the Showmanship B class of the appropriate age of the exhibitor

Showmanship Senior B

This class is for the handler or dog who has shown in Showmanship Senior A *or has had training or showing experience in Showmanship, AKC Jr. Handling or like experiences prior to the county's current project year.* The exhibitor must meet the age requirements of 15-18 as of January 1, 2020. The exhibitor who wins first place in this class at the Ohio State Fair can return to this class with the same dog every year provided he/she meets the age requirements. A dog shown in this class must be shown in a Showmanship B class of the appropriate age of the exhibitor, and cannot go back to a Showmanship A class, regardless of the age of the exhibitor

Ties in Scoring

Ties will be broken as follows:

(1) When two or more exhibitors have the same overall scores, the scores in the Handling exercise will be compared. The exhibitor with the highest score in the Handling exercise will receive the highest placing, and so forth. (2) If all exhibitors have the same score in the Handling exercise, the scores in the Interview section will be compared, followed by the scores in the Handler Appearance & Attitude section, and the scores in the Grooming section until ties are broken. (3) If the scores are equal throughout all of the exercises, with Grooming being the last section compared, ties will be broken by the exhibitors and their dogs performing a Handling exercise as specified by the judge.

Summary of Progression of Showmanship Classes

Showmanship Junior A (8-11 yrs. as of 1/1/20) - 1 year, then move to Showmanship Junior B if still meeting the age requirements or move to Showmanship Intermediate B if 12 as of January 1. Neither the youth nor the dog can return to an A class. (Showmanship Jr. A can never be repeated by handler OR dog)

Showmanship Junior B (8-11 yrs. as of 1/1/20) - until reach Intermediate age division; *class winner can repeat Showmanship Junior B every year with same dog*; must progress from Showmanship Junior B to Showmanship Intermediate B. (A youth OR dog showing in Showmanship Jr. B can never show in Intermediate Showmanship A or Senior Showmanship A.)

Showmanship Intermediate A (12-14 yrs. as of 1/1/20) - 1 year, then move to Showmanship Intermediate B if still meeting the age requirements or move to Showmanship Senior B if 15 as of January 1. Neither the youth nor the dog can return to an A class. (Showmanship Intermediate A can never be repeated by handler OR dog)

Showmanship Intermediate B (12-14 yrs. as of 1/1/20) - until reach Senior age division; *class winner can repeat Intermediate Showmanship B every year with same dog*; must progress from Showmanship Intermediate B to Showmanship Senior B.

Showmanship Senior A (15-18 yrs. as of 1/1/20) - 1 year, then move to Showmanship Senior B. Neither the youth nor dog can return to an A class. (Showmanship Sr. A can never be repeated by handler OR dog)

Showmanship Senior B (15-18 yrs. as of 1/1/20) - until ineligible to join 4-H or be in FFA; *class winner can repeat Showmanship Senior B every year with same dog*.

Previous participants or dogs in Showmanship Junior A, Showmanship Intermediate A, and Showmanship Senior A may not enter the same class. First place winners of the Showmanship B classes can repeat Showmanship B every year with same or different dog provided youth meet age eligibility.

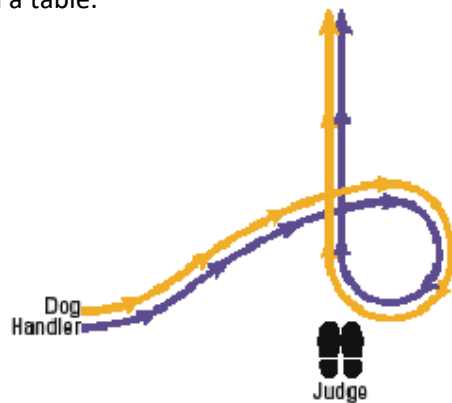
APPENDIX Showmanship Patterns

Courtesy Turn

If you have a large breed dog, every pattern should start with a courtesy turn, except the Down and Back pattern with two dogs. If you do the courtesy turn properly, your large breed dog transitions smoothly to the correct speed in the smallest amount of space, and will look better.

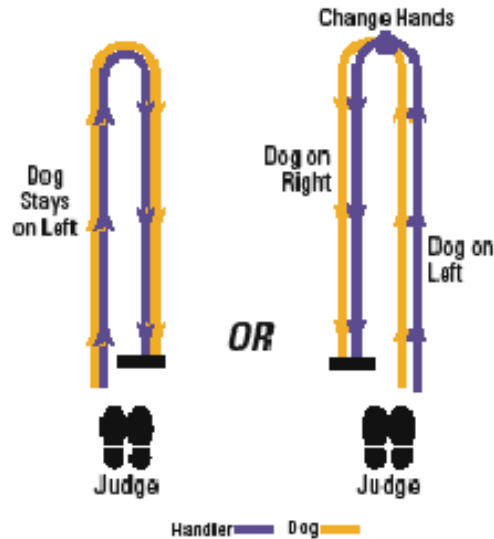
To perform the courtesy turn, step forward past the judge, with the dog at your left side. Then turn in a very tight circle with the dog on the outside. Remember to turn, and do not stand still and just circle your dog. Make only one circle before you start off on the pattern. After completing the circle, move your dog away from the judge in a straight line, making sure your dog is lined up with the judge.

Toy breeds and other small breeds are not required to do a courtesy turn. Small breed dogs are defined as breeds shown on a table.



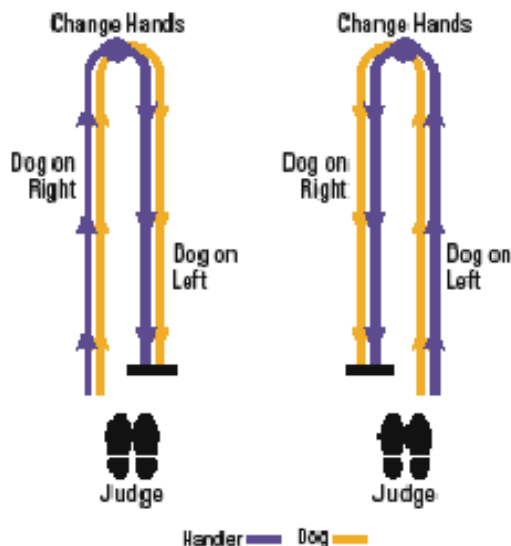
Down and Back Pattern (One Dog)

To perform the Down and Back pattern, complete a courtesy turn if needed, and gait your dog away from the judge. When you reach the end of the ring, turn toward the right, just as you would do an about turn in obedience, and return to the judge. You may also do a Down and Back by switching hands. Start with your dog on your left. When you reach the end, switch the lead to your other hand, and return to the judge. This means that if you start with your dog at the left going away, the dog will be at your right when you return. The objective is to perform the turn smoothly and to make sure your dog is lined up with the judge when both leaving and returning. The Down and Back pattern may be performed on the diagonal, so pay attention to the directions the judge gives you.



Down and Back Pattern (Two Dogs)

In the breed ring this pattern is done with two dogs to allow the judge to compare the dogs. They are gaited down (no courtesy turns) and back with the dogs in the middle, both going and returning. For safety reasons, the Down and Back pattern is not done with two dogs in lower level 4-H classes. When doing the Down and Back with two dogs, the handlers step off at the same time, with the dogs in the center and the handlers on the outside. When the end of the ring is reached, both handlers turn toward their dogs, switch hands and return, stopping three to four feet in front of the judge.



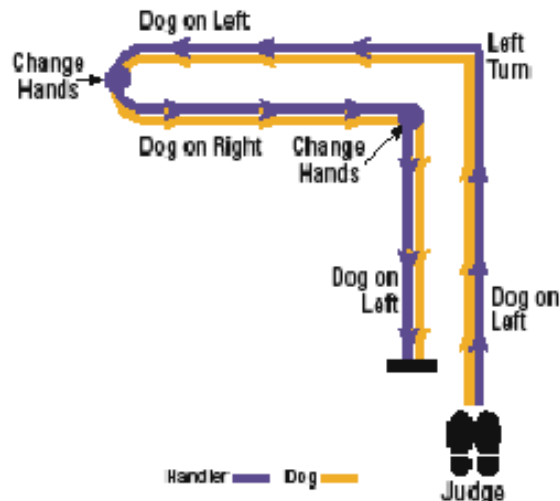
Triangle Pattern

The Triangle pattern starts with the standard courtesy turn, if needed, and gait away from the judge. When you reach the end of the ring, make a left turn and continue to the corner. When you reach that corner, make a right circle and continue back to the judge, stopping three to four feet from the judge. To do a right circle, spin in a clockwise direction around your right hand with the dog at your left side. When you are facing the correct direction, step off at your normal gaiting speed. This enables a large dog to make a very sharp turn without breaking stride and maintaining its speed. If you are working with a very small toy breed, the right circle may be eliminated. There are no hand changes in this pattern.



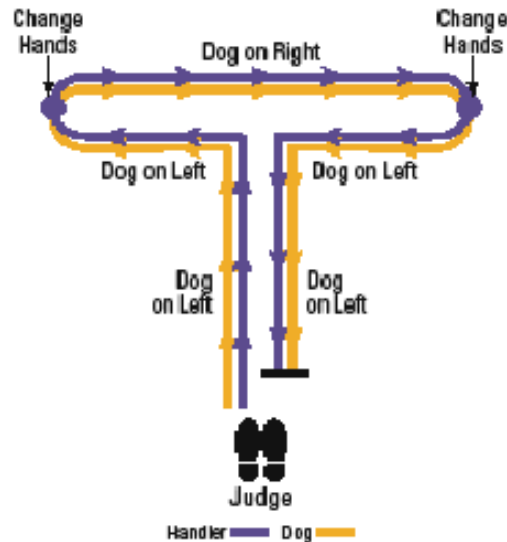
"L" Pattern

The "L" pattern starts the same way as the Triangle and the Down and Back patterns. Make your courtesy turn, if needed, gait away from the judge to the far end of the ring, and then make a left turn. When you reach that far corner, turn toward your dog and transfer the lead to your right hand. Continue turning until you are facing back along the way you came. Then gait back to the corner with your dog at your right side. As you approach the corner, let your dog continue past you and transfer the lead back to your left hand. Make a right turn and gait back to the judge. This puts the dog back at your left side for the final approach. The most difficult part of this exercise is at that farthest corner where you switch hands. It takes practice to make the switch and turn smoothly. You must also get your dog comfortable with gaing at your right side.



“T” Pattern

This pattern is a modified “L” pattern that is started midway down one side of the ring. After your courtesy turn, if needed, start in the same manner as the basic “L” by going across the ring, away from the judge, to the far side of the ring. Make a left turn, go across to the end, change hands, return, and continue on to the opposite side of the ring. There, let the dog go past you, change hands and do an about turn, and continue back to the center. Make a left turn and continue back to the judge with the dog at your left side.



After you have finished your individual pattern, the judge will send you to the end of the line. Do an about turn, with the dog at your left at the outside of the turn, and go back around the ring to the end of the line. Continue to move up and restack your dog as each dog completes its pattern.

The 4-H Showmanship Score Sheet

The 4-H Showmanship Score Sheet is divided into four areas in which youth and/or their dogs are evaluated. These include the Interview, Handler Appearance & Attitude, Grooming, and Handling. Within each Evaluation Area, the maximum points that can be deducted for each criterion are listed. At a given show, one judge may evaluate all four areas, or there may be an Interview judge, a second judge who evaluates the Handler's Appearance and Grooming of the dog, and a third judge who does the Handling, or any combination thereof.

Interview – 60 points

The Interview is worth 60 of the total 230 points. A youth can be an excellent handler, yet still not place in a competition if he or she is unable to answer the interview questions. The purpose of the Interview is to test the handler's knowledge about dogs, including breeds, health and diseases, conformation, responsible dog ownership, grooming, terminology, and so forth.

Questions asked during the Interview **must** come from those posted at www.go.osu.edu/osfdogs.

Interview judges typically ask each exhibitor a minimum of six (6) questions. Each question is worth ten (10) points, with partial point credit given if the exhibitor answers part(s) of a question correctly.

Handler Appearance and Attitude – 50 points

Handler Appearance and Attitude is worth 50 points on the score sheet. In addition to the information about Handler's Appearance on Page 2, handlers are being evaluated on their conduct in the ring. Handlers should appear prepared, confident, businesslike and attentive. They should be courteous to both the judge and their fellow exhibitors. Any of the judges, regardless of what area(s) of showmanship they are judging, have the responsibility to deduct points from the attitude portion of the handler's score, based on what they might see.

Grooming – 40 points

This section is worth a maximum of 40 points. Dogs should be kept well-groomed throughout the year.

Handling – 80 points

Handling is worth a maximum of 80 points out of the total score of 230 points.

The judge should examine and evaluate the handler in the following basic areas: proper breed presentation, skill in the individual dog's presentation, and knowledge of ring procedures.

Contact Information

Websites: www.go.osu.edu/dog www.go.osu.edu/osfdogs

Facebook: <https://www.facebook.com/Ohio4HDogProgram>

Ohio State Fair Dog Show Department Contacts:

Renee Clark, Department Director – clark.471@osu.edu

Shelly Harris, Assistant Director – m63harris@yahoo.com

Susan Breech, Showmanship Superintendent and Chief Ring Steward – sbreech@jbnets.net

Renee Clark, Agility and You & Your Dog Superintendent – clark.471@osu.edu

Kristen VanNess, Obedience and Rally Superintendent – afmdog@gmail.com

Betty Flinn, Information & Registration – gardenerclaus@embarqmail.com

Sonja Hyer, Skillathon Superintendent – onlyrecall@aol.com

Pattie Stover, OSF Championship Titles – pstove@woh.rr.com

Lucinda Miller, Extension Specialist, Companion & Small Animal Programs – miller.78@osu.edu / 614.292.7453