

# Rally Fun with 4-H

2020 Virtual Fun Show Judging Clinic

Kristina Morgan



# 4-H Needs Quality Judges

# What is Rally?

- ▶ Rally is a sport in which the dog and handler complete a course that has been designed by the rally judge.
- ▶ All exhibitors in a class are required to perform the same signs in substantially the same way.
- ▶ The judge tells the handler to begin, and the dog and handler proceed at a brisk pace through a course designed by the rally judge, of designated signs.
- ▶ Each of these signs provides instructions regarding the next skill to be performed via words, directional arrows, colors, and geometric shapes.



# 4-H Suggested Ring Size

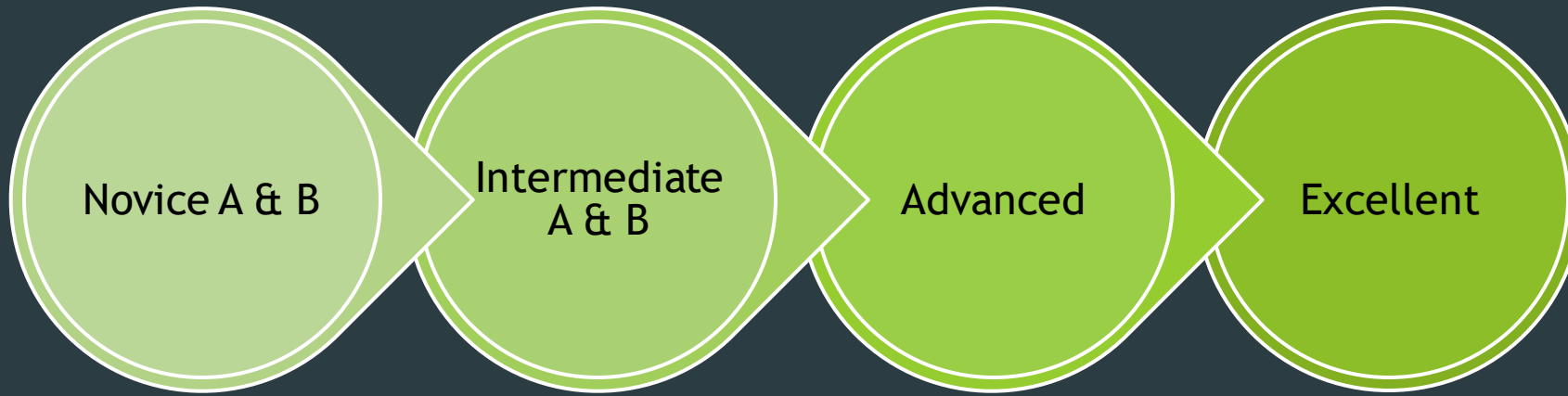


The ring sizes for Rally shall be 40 x 50 feet to 50 x 60 feet (between 2,000 and 3,000 square feet) with a minimum width of 30 feet.

The floor must have firm footing, using rubber or similar non-slip material at least 4 feet wide for the takeoffs and landings of all jumps, unless the judge feels the surface does not require it.

At an outdoor show, the ground should be clean and level. Any grass should be cut short.

# 4-H Rally Levels



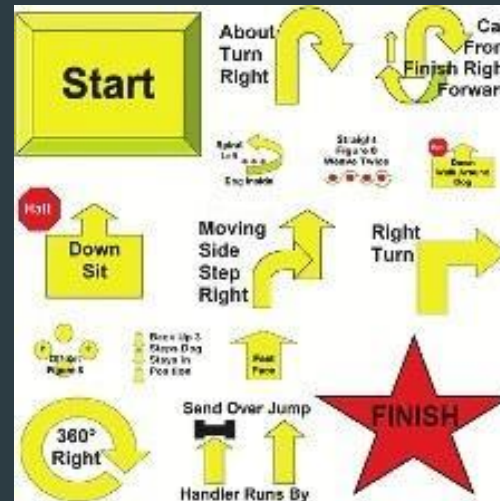
# 4-H Rally Novice Requirements

- ▶ All exercises are judged on leash.
- ▶ Must have 10 to 15 signs (Start and Finish not included)
- ▶ Minimum of three (3) and a maximum of five (5) stationary signs per class.
- ▶ There are no jumps in this class.



# 4-H Rally Intermediate Requirements

- ▶ All signs are judged on leash.
- ▶ Must have 12 to 17 signs (Start and Finish not included)
- ▶ Minimum of three (3) and a maximum of seven (7) stationary signs.
- ▶ Minimum of three (3) Advanced level signs
- ▶ There are no jumps in this class.



# 4-H Rally Advance Requirements

- ▶ All signs are judged off leash.
- ▶ Must have between 12 - 17 stations (Start and Finish not included)
- ▶ Minimum of three (3) and a maximum of seven (7) stationary exercises per class.
- ▶ Minimum of three Advanced level signs
- ▶ Plus one required jump per class





# 4-H Rally Excellent Requirements

- ▶ All signs are judged off leash.
- ▶ Must have between 15 to 20 stations (Start, Finish and Call marker not included)
- ▶ Minimum of three (3) and a maximum of seven (7) stationary exercises
- ▶ Dog is required to jump twice utilizing one or two jumps.
- ▶ Minimum of two (2) Advanced level stations
- ▶ Minimum of three (3) Excellent level stations,
- ▶ Plus the two (2) required jumps
- ▶ The Sit Stay sign

\*handlers are not allowed to pat their legs or clap their hands to encourage the dog.

# Jumps for Advanced and Excellent

Jumps may be any jumps used as standard equipment in obedience classes

- ▶ broad jump
- ▶ high jump
- ▶ bar jump

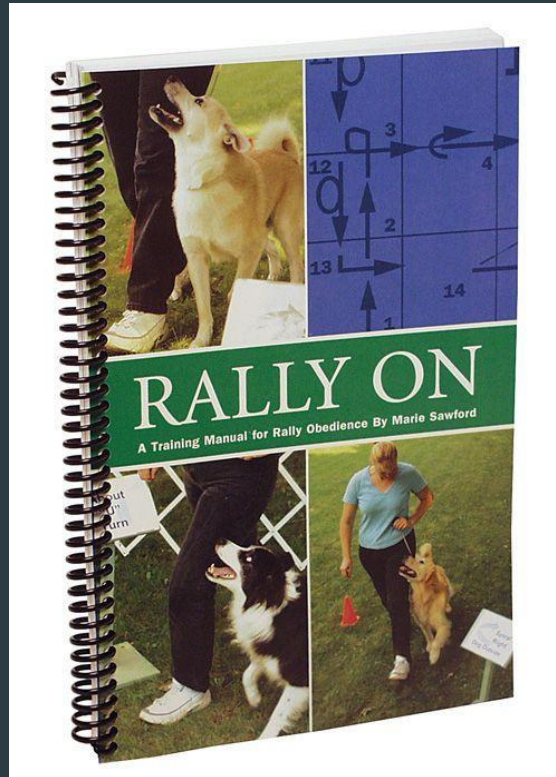
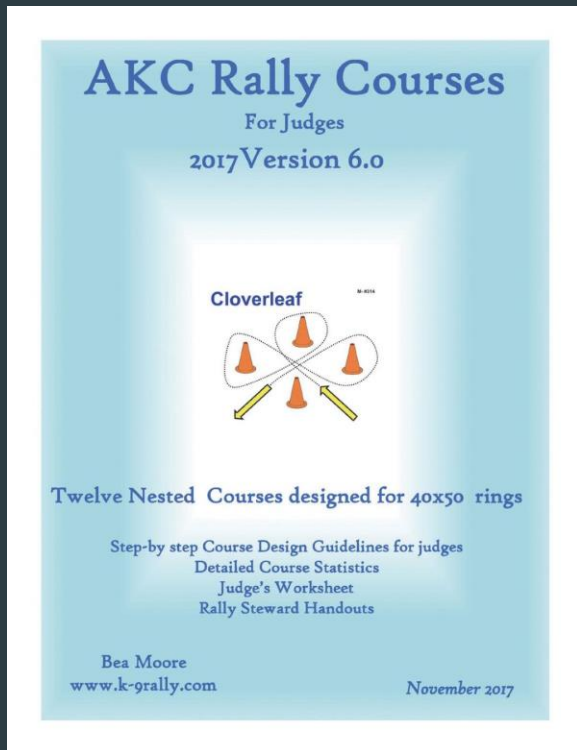
Height of Dog at Withers	Height to be Jumped
Less than 10 inches	4 inches
10 inches to less than 15 inches	8 inches
15 inches to less than 20 inches	12 inches
20 inches and over	16 inches

# 4-H Rally Timing

The maximum course time for Rally classes will be four (4) minutes.

Ties will be broken by the fastest time, with the fastest time winning.

# Coarse Designing Aids/ Resources



AKC.org

# Making Maps

- ▶ Easier to know what your pattern is if you make your own course
- ▶ Takes time
- ▶ Have a backup plan
- ▶ Be Flexible
- ▶ Nesting maps are better for quick course changes- This is starting with a Novice level map. Then add Intermediate signs for when the course changes. Then after that is completed add advanced sign. This take practice but can make larger shows move much faster.
- ▶ Always have each level requirements handy so that you can refer back to them and make sure you have enough of each specific sign.

# 4-H Score Sheets

Armband # \_\_\_\_\_

**Rally Judge's Worksheet  
Option #1**

Date \_\_\_\_\_

Time \_\_\_\_\_

Final Score \_\_\_\_\_

Novice \_\_\_\_ A \_\_\_\_ B

Intermediate \_\_\_\_ A \_\_\_\_ B

Advanced \_\_\_\_ Excellent \_\_\_\_

Name of Trial \_\_\_\_\_

Breed \_\_\_\_\_

Jump Height \_\_\_\_\_

Point Deductions*	Deductions	Marks for Multiple Occurrences Example (1111)	Points Deducted
<b>Minor Deduction</b>  <b>1-2 Points</b>	<ul style="list-style-type: none"> <li>Tight leash</li> <li>Dog interfering with handler</li> <li>Poor sits</li> <li>Slow, delay or resistance to respond</li> <li>Touching or ticking a jump, pylon, post or person</li> <li>Out of position</li> </ul>		
<b>Minor to Substantial Deduction</b>  <b>1-10 Points</b>	<ul style="list-style-type: none"> <li>Repeat of station (maximum of 1 retry = 3-pt deduction)</li> <li>Pylon/post knocked over (on Fig. 8, Spiral &amp; Serpentine)</li> <li>Lack of control</li> <li>Lack of teamwork</li> <li>Lack of briskness</li> <li>Handler error</li> <li>Loud command or intimidating signal</li> <li>Excessive barking</li> <li>Hitting the jump</li> <li>Patting/Clapping in Excellent (per occurrence)</li> </ul>		
<b>Substantial Deduction</b>  <b>6-10 Points</b>	<ul style="list-style-type: none"> <li>Incorrectly performed station (Automatic 10-pt deduction)</li> <li>Failure to complete the Stay Exercise (no retries allowed)</li> <li>Failure of dog to go over jump in proper direction (no retries)</li> <li>Luring/Pleading with dog</li> <li>Lack of Natural Manner</li> </ul>		
<b>Maximum Deduction</b>  <b>11 + Points</b>	<ul style="list-style-type: none"> <li>Minimum requirements not met</li> <li>Dog unmanageable or uncontrolled barking</li> <li>Consistently tight lead</li> <li>Eliminates in ring during judging**</li> <li>Handler error</li> <li>Station not attempted by handler</li> </ul>		
<b>Maximum Subtotal Points</b>		<b>100</b>	
<b>Deduction 1-10 Points</b>	<b>Exhibitor's Appearance</b>		
	<b>Dog's Appearance</b>		
	<b>Sportsmanship</b>		
<b>Total Possible Score</b>		<b>130</b>	<b>130</b>
*A dog that snaps, bites or attempts to bite must be immediately excused from the ring.		<b>Deductions:</b>	<b>—</b>
**Fouling the Ring (25-pt. deduction; judges MUST confer with show committee if pt. value differs)			
		<b>Total Score:</b>	

Modified for Ohio 4-H Rally Classes 2019

**Rally Judge's Worksheet  
Option #2**

Arm Band # \_\_\_\_\_

Novice \_\_\_\_ A \_\_\_\_ B

Intermediate \_\_\_\_ A \_\_\_\_ B

Advanced \_\_\_\_

Excellent \_\_\_\_

Judge: \_\_\_\_\_ Club: \_\_\_\_\_ Breed: \_\_\_\_\_

Course #: \_\_\_\_\_ Date: \_\_\_\_\_ Jumps: \_\_\_\_\_

POINT DEDUCTIONS*	DEDUCTION	STATION #	POINTS LOST
<b>Minor Deduction</b>  <b>1-2 Points</b>	Tight leash		
	Dog interfering with handler		
	Poor sits		
	Slow, delay, or resistance to respond		
	Touching or ticking a jump, pylon, post or person		
	Out of position		
<b>Minor to Substantial Deduction</b>  <b>1-10 Points</b>	Repeat of a station (maximum of 1 retry = 3-pt deduction)		
	Pylon/post knocked over on Fig.8, Spiral, Serpentine		
	Lack of control		
	Lack of teamwork		
	Lack of briskness		
	Handler error		
	Loud command or intimidating signal		
	Excessive barking		
	Hitting the jump		
<b>Substantial Deduction</b>  <b>6-10 Points</b>	Patting/Clapping in Excellent (per occurrence)		
	Incorrectly performed station (Automatic 10-pt deduction)		
	Failure to complete the Stay Exercise (no retries allowed)		
	Failure of dog to go over jump in proper direction (no retries)		
	Luring/Pleading with dog		
<b>Maximum Deduction</b>  <b>11 + Points</b>	Lack of Natural Manner		
	Minimum requirements not met		
	Dog unmanageable or uncontrolled barking		
	Consistently tight lead		
	Eliminates in ring during judging**		
	Handler error		
Station not attempted by handler			
*A dog that snaps, bites or attempts to bite must be immediately excused from the ring.			
<b>Maximum Subtotal Points</b>		<b>100</b>	
**Fouling the Ring (25-pt. deduction; judges MUST confer with show committee if pt. value differs)			
<b>Deduction 1-10 Points</b>	<b>Exhibitor's Appearance</b>		
	<b>Dog's Appearance</b>		
	<b>Sportsmanship</b>		

Possible Score

130

Comments: \_\_\_\_\_ Deductions **—** \_\_\_\_\_

\_\_\_\_\_ Total Score \_\_\_\_\_

\_\_\_\_\_

\_\_\_\_\_

Modified for Ohio 4-H Rally Classes 2019

# Make your own system

- ▶ We are all different
- ▶ You know what you like and what you don't like
- ▶ You have pet peeves from previous judging
- ▶ Everyone will pick up on different thing
- ▶ Make your system strong so that if you are ever questioned you know why you took the points.





Example (1111)			
Point Deductions*	Deductions	Marks for Multiple Occurrences	Points Deducted
Minor Deduction 1-2 Points	<ul style="list-style-type: none"> <li>Tight leash</li> <li>Dog interfering with handler</li> <li>Poor sits</li> <li>Slow, delay or resistance to respond</li> <li>Touching or ticking a jump, pylon, post or person</li> <li>Out of position</li> </ul>	4/11	-9
Minor to Substantial Deduction 1-10 Points	<ul style="list-style-type: none"> <li>Repeat of station (maximum of 1 retry = 3-pt deduction)</li> <li>Pylon/post knocked over (on Fig. 8, Spiral &amp; Serpentine)</li> <li>Lack of control</li> <li>Lack of teamwork</li> <li>Lack of briskness</li> <li>Handler error</li> <li>Loud command or intimidating signal</li> <li>Excessive barking</li> <li>Hitting the jump</li> <li>Patting/Clapping in Excellent (per occurrence)</li> </ul>	11 1 redo #9 pivot 3	-9
Substantial Deduction 6-10 Points	<ul style="list-style-type: none"> <li>Incorrectly performed station (Automatic 10-pt deduction)</li> <li>Failure to complete the Stay Exercise (no retries allowed)</li> <li>Failure of dog to go over jump in proper direction (no retries)</li> <li>Luring/Pleading with dog</li> <li>Lack of Natural Manner</li> </ul>	11 Don't move feet on finish or fronts 1 Halt then 1 skip 2 skip 3 skip	-10

Point Deductions*	Deductions	Marks for Multiple Occurrences	Points Deducted
Minor Deduction 1-2 Points	<ul style="list-style-type: none"> <li>Tight leash</li> <li>Dog interfering with handler</li> <li>Poor sits</li> <li>Slow, delay or resistance to respond</li> <li>Touching or ticking a jump, pylon, post or person</li> <li>Out of position</li> </ul>	1/11	-2
Minor to Substantial Deduction 1-10 Points	<ul style="list-style-type: none"> <li>Repeat of station (maximum of 1 retry = 3-pt deduction)</li> <li>Pylon/post knocked over (on Fig. 8, Spiral &amp; Serpentine)</li> <li>Lack of control</li> <li>Lack of teamwork</li> <li>Lack of briskness</li> <li>Handler error</li> <li>Loud command or intimidating signal</li> <li>Excessive barking</li> <li>Hitting the jump</li> <li>Patting/Clapping in Excellent (per occurrence)</li> </ul>		
Substantial Deduction 6-10 Points	<ul style="list-style-type: none"> <li>Incorrectly performed station (Automatic 10-pt deduction)</li> <li>Failure to complete the Stay Exercise (no retries allowed)</li> <li>Failure of dog to go over jump in proper direction (no retries)</li> <li>Luring/Pleading with dog</li> <li>Lack of Natural Manner</li> </ul>	112 Halt Don't move feet to call front	-10

Point Deductions*	Deductions	Marks for Multiple Occurrences	Points Deducted
Minor Deduction 1-2 Points	<ul style="list-style-type: none"> <li>Tight leash</li> <li>Dog interfering with handler</li> <li>Poor sits</li> <li>Slow, delay or resistance to respond</li> <li>Touching or ticking a jump, pylon, post or person</li> <li>Out of position</li> </ul>	1/11	-2
Minor to Substantial Deduction 1-10 Points	<ul style="list-style-type: none"> <li>Repeat of station (maximum of 1 retry = 3-pt deduction)</li> <li>Pylon/post knocked over (on Fig. 8, Spiral &amp; Serpentine)</li> <li>Lack of control</li> <li>Lack of teamwork</li> <li>Lack of briskness</li> <li>Handler error</li> <li>Loud command or intimidating signal</li> <li>Excessive barking</li> <li>Hitting the jump</li> <li>Patting/Clapping in Excellent (per occurrence)</li> </ul>	11 Don't move feet on finish or half fronts	-6
Substantial Deduction 6-10 Points	<ul style="list-style-type: none"> <li>Incorrectly performed station (Automatic 10-pt deduction)</li> <li>Failure to complete the Stay Exercise (no retries allowed)</li> <li>Failure of dog to go over jump in proper direction (no retries)</li> <li>Luring/Pleading with dog</li> <li>Lack of Natural Manner</li> </ul>		
Maximum Deduction 11 + Points	<ul style="list-style-type: none"> <li>Minimum requirements not met</li> <li>Dog unmanageable or uncontrolled barking</li> <li>Consistently tight lead</li> <li>Eliminates in ring during judging**</li> <li>Handler error</li> <li>Station not attempted by handler (25 points)</li> </ul>		
Maximum Subtotal Points		100	90
Deduction 1-10 Points	Exhibitor's Appearance		10
	Dog's Appearance		10
	Sportsmanship		10
Total Possible Score		130	130
*A dog that snaps, bites or attempts to bite must be immediately excused from the ring.		Deductions:	- 10
**Fouling the Ring (25-pt. deduction; judges MUST confer with show committee if pt. value differs)			
		Total Score:	120

Modified for Ohio 4-H Rally Classes 2020

Very good work + plenty of time to cont. work !!

- ▶ This is 4-H.
  - ▶ This is a learning experience.
- ▶ Always state positive things as well as constructive criticism.
  - ▶ Leave as many comments as possible.
  - ▶ Give good feedback to help the kids learn and grown
- ▶ I always say that it is my job to make my life as a judge hard. If I judge at a county more than one year, I want to see that the kids have grown and improved on things that I told them in the past.

**Consistency** is the most  
important factor of judging!!



# 4-H Rally Scoring

- ▶ Maximum number of points that can be deducted for any sign is 10.
- ▶ Incorrectly Performed (IP) signs occur when a team attempts a sign and fails to perform the principal parts of the station on the first attempt.
  - ▶ The handler may choose to retry the sign once for a correct performance, accepting the mandatory 3-point deduction for the retry of the sign.
- ▶ Handler errors can be assessed from 1 to 10 points up to Maximum Point Deductions.
- ▶ Once a handler has stopped on any halt exercise, the handler cannot move their feet to assist a dog without incurring a handler error.

# What is going to be your system?



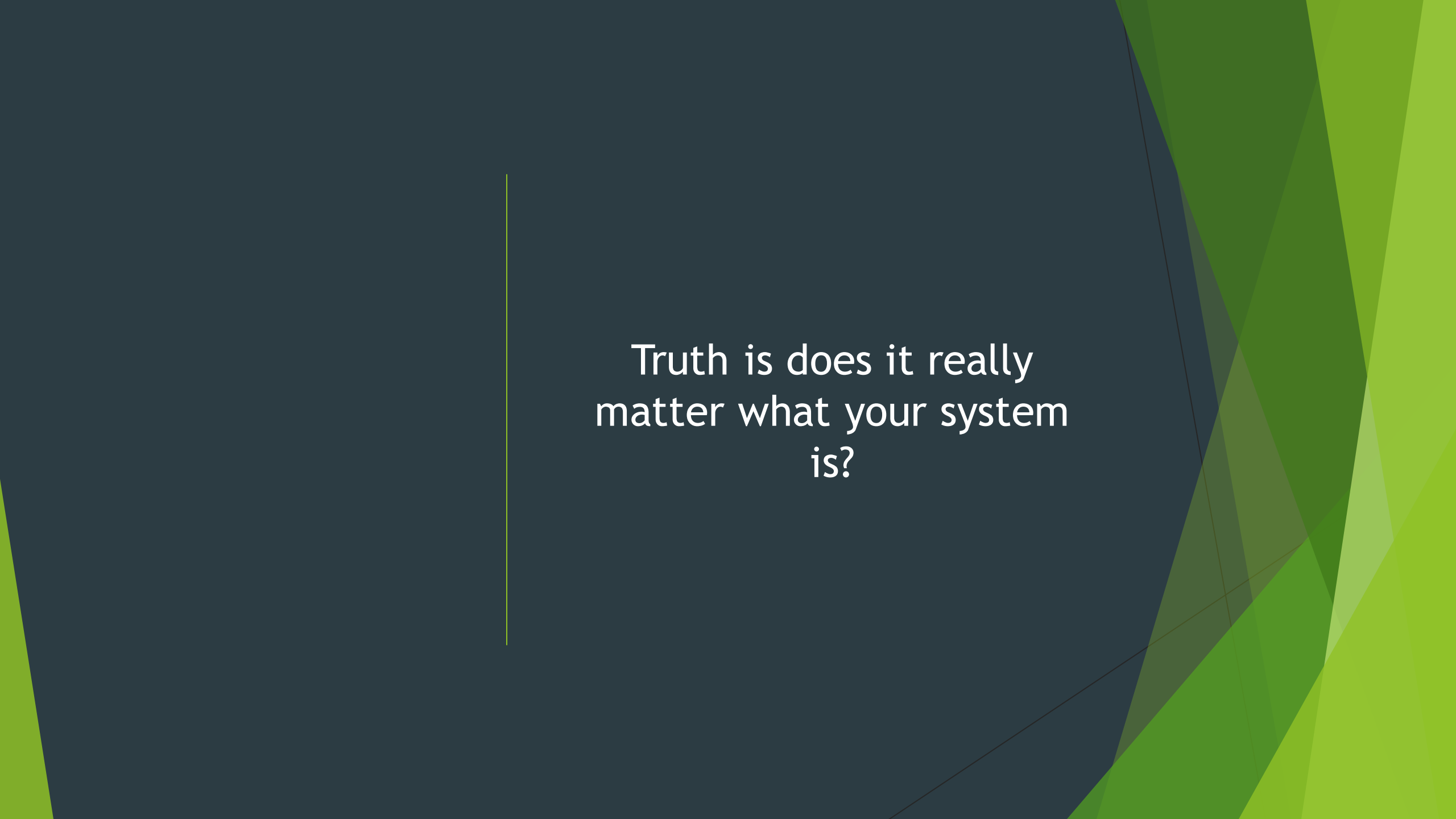
TIGHT LEADS? ARE THERE DIFFERENT LEVELS? TIGHT LEAD WITHOUT CORRECTION, TIGHT LEAD LIFTING THE DOG OFF THE GROUND, TIGHT LEAD POPPING CHAIN COLLARS.



CROCKED SIT? OUT OF POSITION? ARE THEY ALL 1 POINT OFF? DOES THE DEGREE MATTER?



WRONG SIGNS? WHAT IF THE MESS UP PART OR ALL THE SIGN?



Truth is does it really  
matter what your system  
is?

Easy Answer is No

You are the judge and if things are fair,  
that is all anyone can ask for.



**Consistency** is the most  
important factor of judging!!

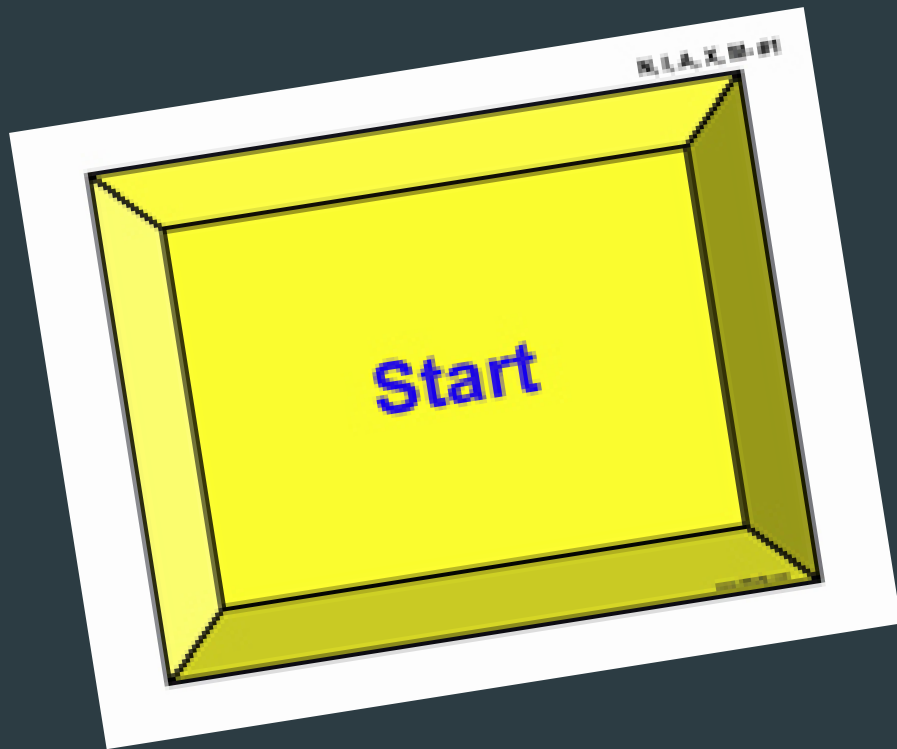


# Walk Throughs

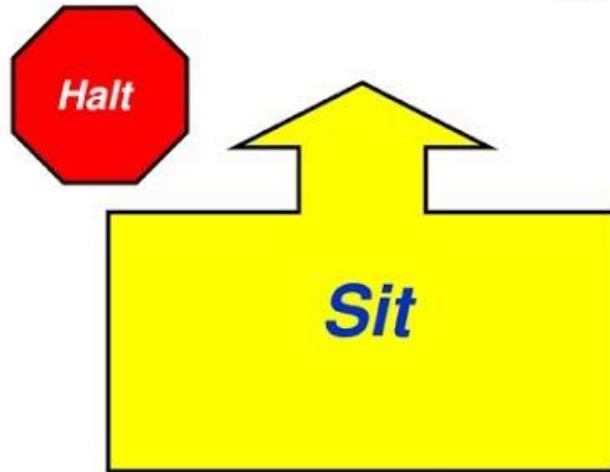
- ▶ Always be at ring side for walk throughs
  - ▶ New 4-Her's might need the judge to walk the course with them (this is acceptable)
- ▶ 4-Her's may ask as many questions as they wish
- ▶ Watch for the 4-Her's to make mistakes and point them out
- ▶ Walk throughs are all about learning
- ▶ We want to set the 4-Her's up for success not failure.



# Rally Signs

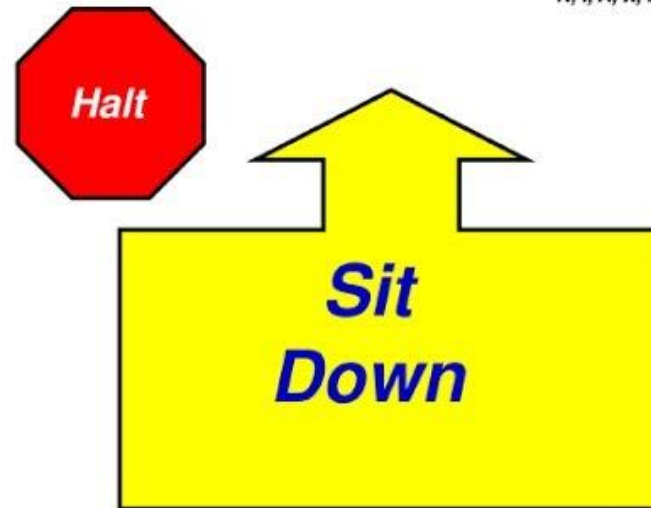


*N, I, A, X, M- #3*




Dogs Best Services, LLC

*N, I, A, X, M- #4*




Dogs Best Services, LLC

**Right  
Turn**



N, A, X- #5


**About  
Turn  
Right**



N, I, A, X, M- #7

Dogs Best Services, LLC


**Left  
Turn**



N, I, A, X, M- #6

Dogs Best Services, LLC


**About  
"U"  
Turn**



N, I, A, X, M- #8


Dogs Best Services, LLC

**Left  
About  
Turn**




N, I, A, X, M- #29

**Moving  
Side  
Step  
Right**



N, I, A, X, M- #20

**270°  
Right**



N, I, A, X, M- #9

Dogs Best Services, LLC

**270°  
Left**



N, A, X- #10

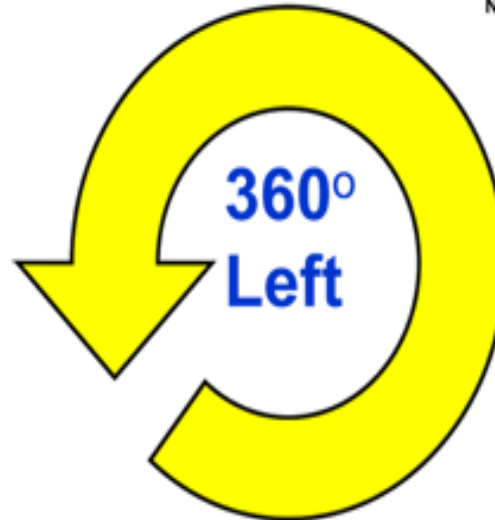
**360°  
Right**



N, I, A, X, M- #11

Dogs Best Services, LLC

**360°  
Left**



N, A, X- #12

N, I, A, X, M- #15



Dogs Best Services, LLC

N, I, A, X, M- #14



Dogs Best Services, LLC

N, A, X- #16



N, I, A, X, M- #13



Dogs Best Services, LLC

N, A, X- #18




N, A, X-#17




N, A, X-#19



N, I, A, X, M- #28



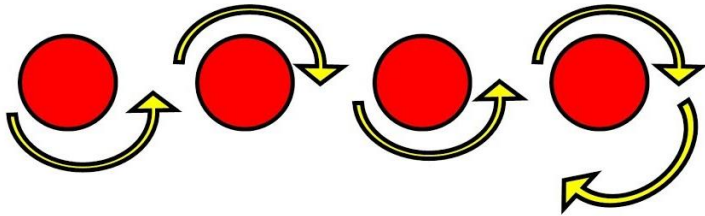
**Fast  
Forward  
From Sit**





N, I, A, X, M- #23

## Straight Figure 8 Weave Twice



N, A, X- #24

## Serpentine Weave Once



N, A, X- #21


## Spiral Right



Dog  
Outside

N, A, X, M - #22

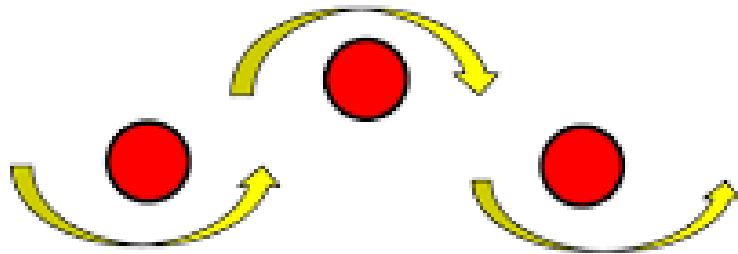
## Spiral Left



Dog  
Inside

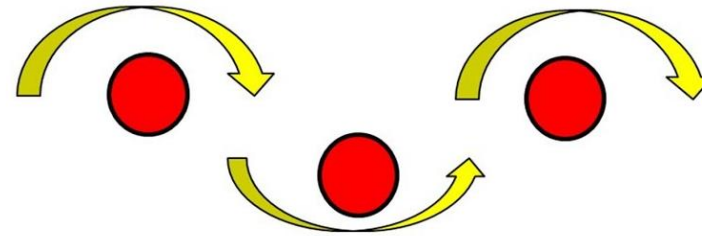
## Off Set Serpentine Left

N, I, A, X, M - #42



## Off Set Serpentine Right

N, I, A, X, M - #41






**1 Step**

**2 Steps**

**3 Steps**



N, A, X- #25



**Call Front**

N, A, X- #26

**1 Step Back**

**2 Steps Back**

**3 Steps Back**



N, I, A, X, M- #27



**Stop  
and  
Down**

N, I, A, X, M- #27




**Halt**



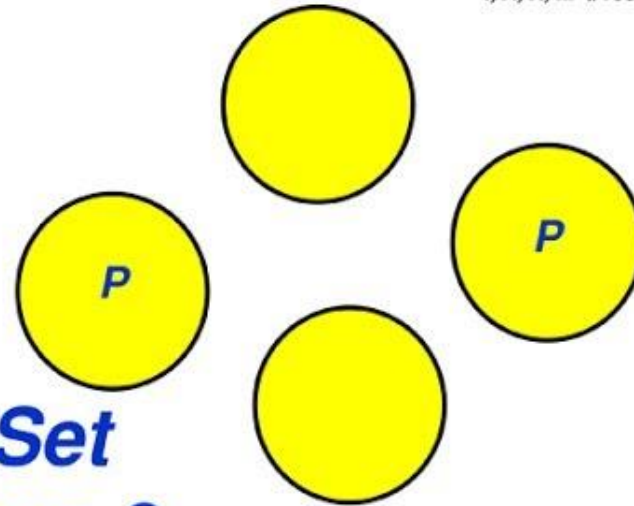
**Down  
Walk Around**

PL, I, A, X, M- #32



**Figure 8**  
**No Distractions**

I, A, X, M- #108

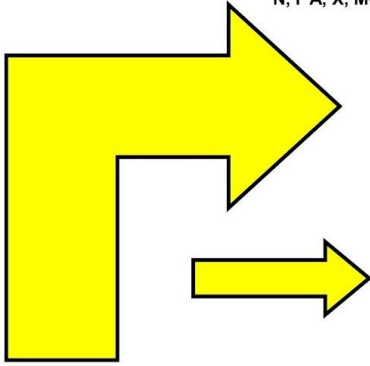


**Off-Set**  
**Figure 8**


Dogs Best Services, LLC



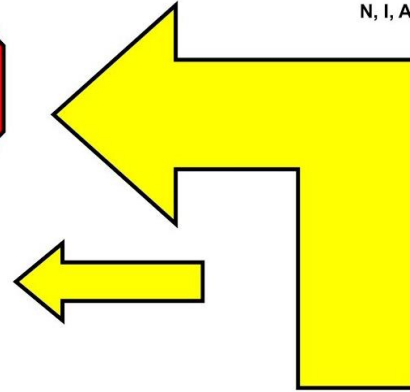
N, I A, X, M- #33



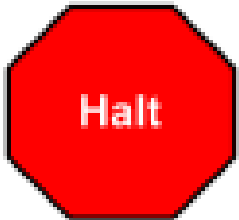
**Right  
Turn - Forward**



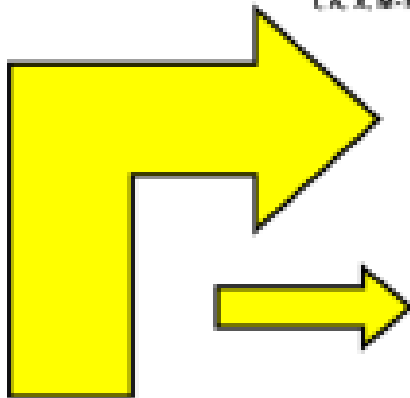
N, I, A, X, M- #34




**Left  
Turn - Forward**



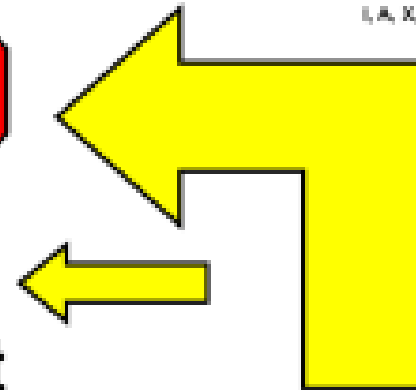
I, A, X, M- #116



**Pivot  
Right - Forward**



I, A, X, M- #117

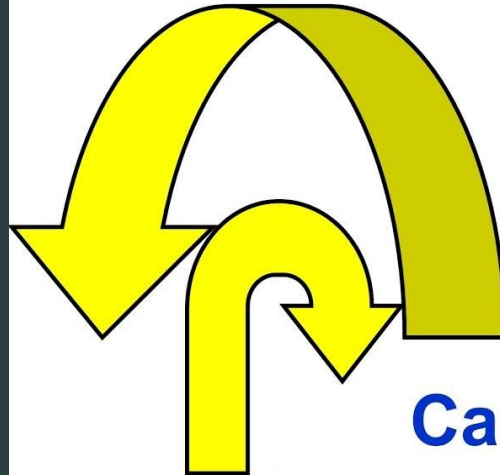



**Pivot  
Left - Forward**

## Loop Left




## Diagonal Right




## Call Front Return to Heel

## Loop Right



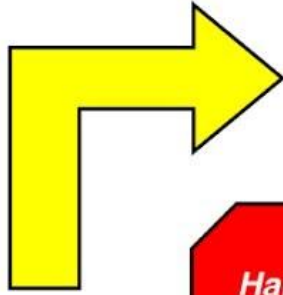
## Diagonal Left



I, A, X, M- #106



**90°  
Pivot  
Right**




Dogs Best Services, LLC

I, A, X, M- #107



**90°  
Pivot  
Left**




Dogs Best Services, LLC


I, A, X, M- #112




**180°  
Pivot  
Right**



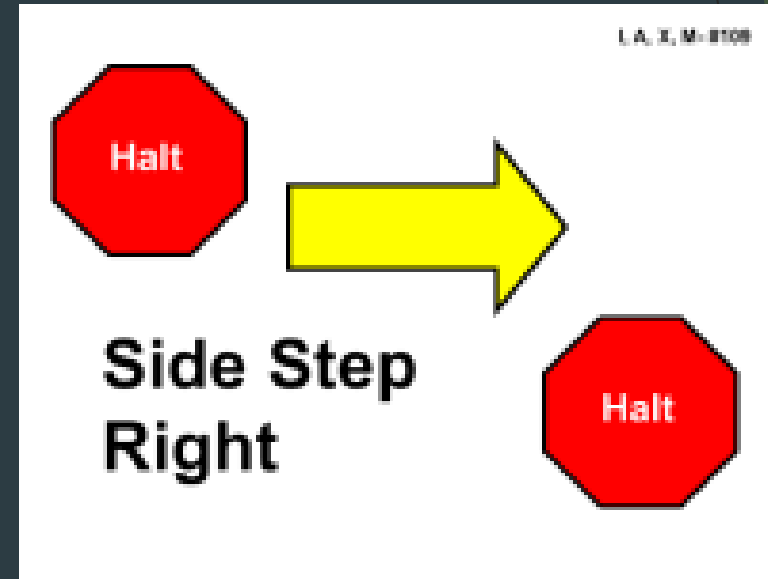
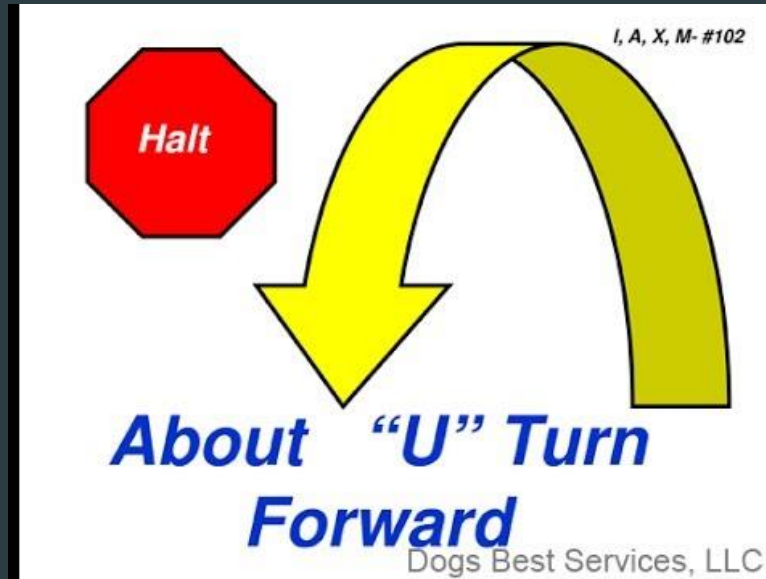
I, A, X, M- #113



**180°  
Pivot  
Left**

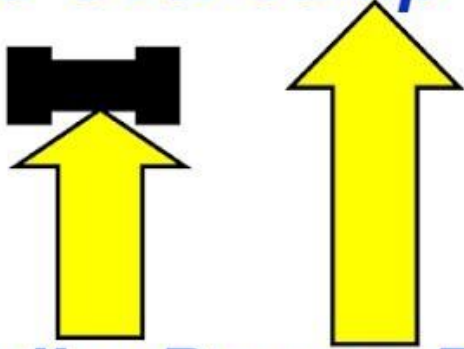






A, X- #103

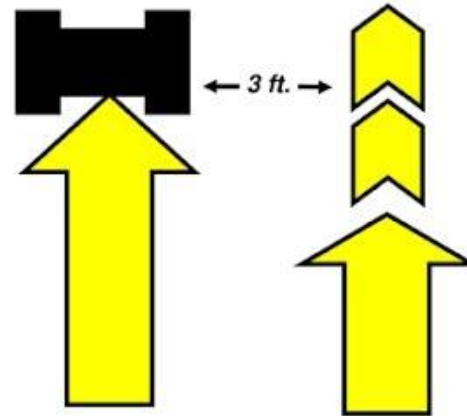
***Send Over Jump***



***Handler Passes By***

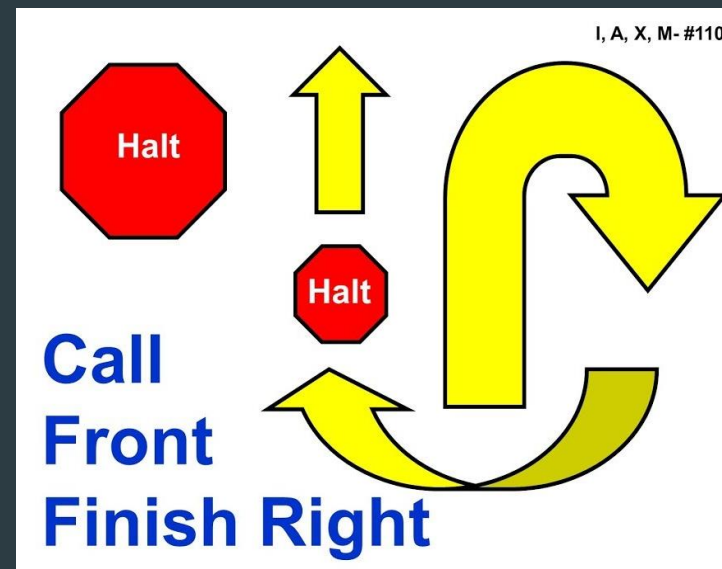
Dogs Best Services, LLC

X- #210



***Send To Jump***

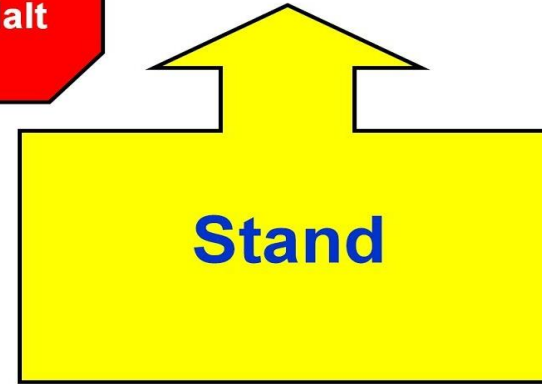
Dogs Best Services, LLC



I, A, X, M- #114



I, A, X, M- #115




NR 4

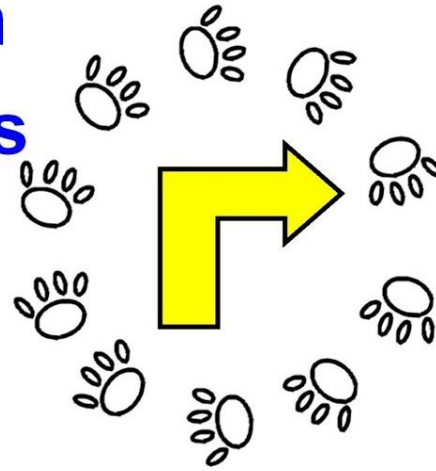


**Leave Dog**


**2 Steps  
Call to Heel  
Forward**



**Right Turn**  
**Dog Circles**  
**Right**  
**Forward**



**Left Turn**  
**Dog Circles**  
**Right**  
**Forward**



I, A, X, M - #122

**HALT**

Step in Front  
Finish Left  
Forward



I, A, X, M - #121


**HALT**

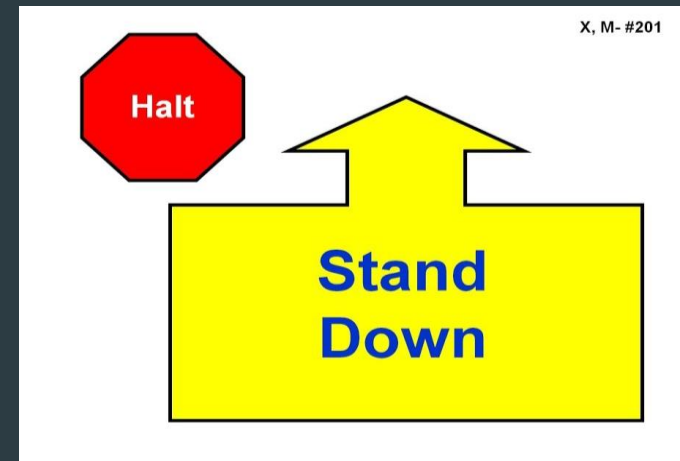
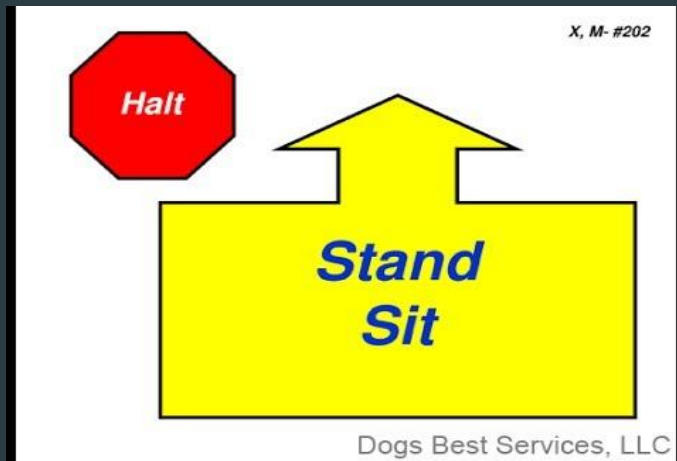
Step in Front  
Finish Right  
Forward



I, A, X, M - #123

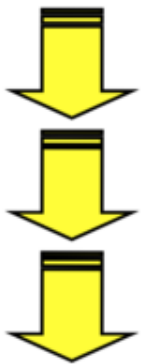
2 Side Steps Right  
Forward







X, M- #205



**Back Up  
3 Steps**

X, M- #206



Dogs Best Services, LLC

X, M- #207



Dogs Best Services, LLC

X, M- #208




X, M- #209



Dogs Best Services, LLC

X, M- #211

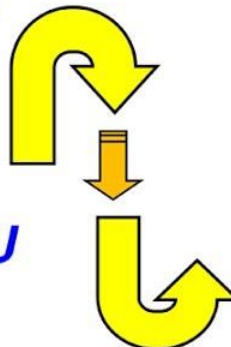
**Double  
Left  
About  
Turn**



Dogs Best Services, LLC

X, M- #212

**About  
Turn  
Right**



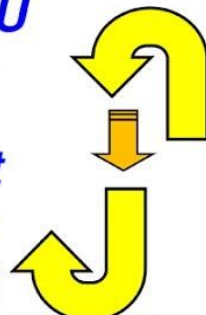
**About U  
Turn**

Dogs Best Services, LLC

X, M- #213

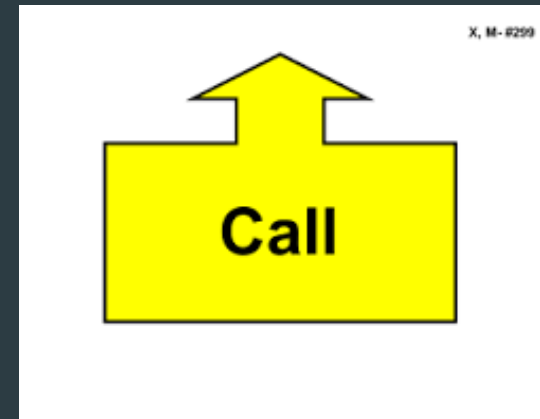
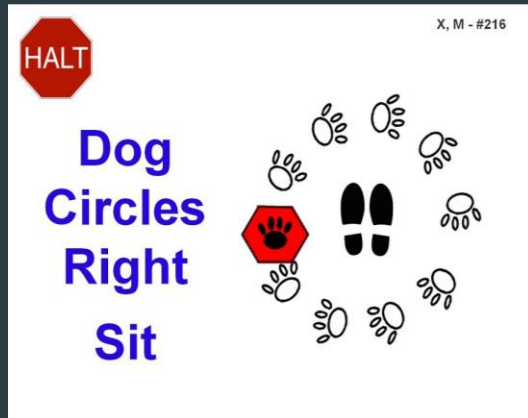
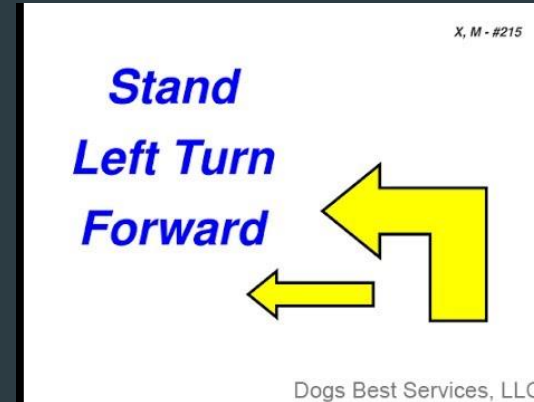
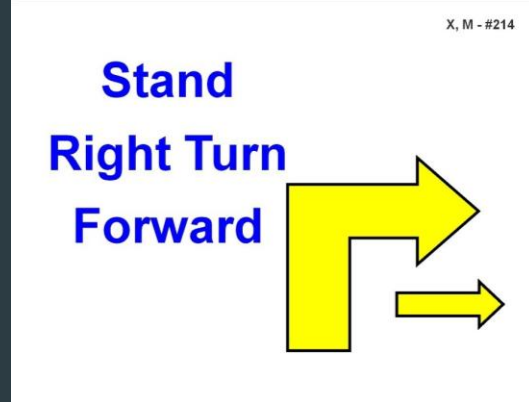
**About U  
Turn**

**About  
Turn  
Right**



Dogs Best Services, LLC





# Practice Judging

Thank you  
Pamela and Lorna for being  
amazing demonstrator

# Pamela's demonstration

► <https://youtu.be/qbpBVWWn4eQ>

# What do you see wrong in Pamela's Demo?

- ▶ Tight Lead is a big example in this video.
- ▶ How many points are you going to take off?
- ▶ There are variations of tight leads. Are some worth more off than others?
  - ▶ I have a point system- I can take off as little as 1 point and up to 5 points.
  - ▶ I never want to see dog's feet off the floor- that will probably get at least 5 points and possible sportsmanship points off.

# What do you see wrong in Pamela's Demo?

- ▶ What did you think about out of positions of sit?
- ▶ What would you take off for those?
  - ▶ If the exercise is completed properly- I only take 1 point off for out of positions and crooked sits.
- ▶ Make your systems- You are in charge and are being asked for your opinion
- ▶ What other things did you see in Pamela's video?

**Consistency** is the most  
important factor of judging!!



# Lorna and her 7 month old puppy demonstration video

► <https://youtu.be/ef11a09o-JA>



# What do you see wrong?

- ▶ What would you do about the constant luring? The hand held over the dogs head leading him around?
  - ▶ Score sheet says this is 6-10 points off
    - ▶ What if they only do it through a weave pattern?
    - ▶ What if it is the whole time?
      - ▶ Are they scored the same?
- ▶ What other errors did you make note of?

**Consistency** is the most  
important factor of judging!!



# One Last Video

Kristina and Hailee

This is me and my dog. We turned this video in to AKC to complete our Rally Novice title.

We scored a 95/100

Can you find some places where we possibly lost 5 points?



shutterstock.com • 700125673

When you want to start judging find a judge that will take you to a show and teach you. Show you their technique. Learn what to look for.

Become familiar with the score sheets.

Rally is a fast-moving class. Knowing your score sheet will be a big benefit.

**Consistency** is the most  
important factor of judging!!





# Discussion

What questions do you all have?

# References

- ▶ Akc.org
- ▶ <https://ohio4h.org/statewide-programs/animal-sciences/dog/dog-resources>