


# Virtual Fair Considerations: Animal Exhibits

Elizabeth Share, Extension Specialist, Livestock/Food Animal Programs, The Ohio State University.

Review from Becky Barker (4-H/Youth Development Educator OSU Extension), Alisha Faudie (4-H/Youth Development Educator OSU Extension), Kiersten Heckel (4-H/Youth Development Educator OSU Extension), and Andrea Rees (4-H/Youth Development Educator OSU Extension)

As we head into an uncertain summer that would normally be full of animal exhibitions, one thing is for certain. Youth are diligently caring for and working with their animal projects. However, with the possibility of fairs not being able to hold live exhibitions due to safety concerns or financial reasons, what are the options out there for youth to complete their animal projects?



The following section covers different judging scenarios and strategies that include small groups (ie. judges, volunteers, etc.) or exclusively virtual project evaluation.

These scenarios often incorporate Zoom as a virtual platform to interview youth in real time. Resources for utilizing Zoom can be found at: <https://lod.cfaes.ohio-state.edu/program-and-product-development/program-delivery/digital-engagement/zoom>

## Extension Staff Considerations:

Please see the following resources:

- Virtual Project Evaluations: Considerations for 4-H Professionals
- Virtual Project Evaluations: Considerations for 4-H Members and Project Helpers
- Virtual Project Evaluations: Considerations for 4-H Judges
- Livestock Marketing Considerations for Junior Fair Organizers
- Livestock Marketing Options for Junior Fair Exhibitors and Families



## Virtual and Social Distancing Strategies

- Work with your county to determine regulations and restrictions on gatherings.
- Evaluate the facilities used and how realistically the event can adhere to social distancing regulations and biosecurity protocols.
- May want to limit the number of exhibits 4-Hers can submit for static judging.
- May want to give judges access to exhibit photos/videos ahead of time, even if counties plan to conduct individual conference judging.

## Judging Strategies

### Hybrid Options

1. **Exhibits and Judges Present:** Judges present, exhibits present, 4-Hers NOT present
  - **Exhibit location:** Physically present
  - **4-Her location:** Not present
  - **Judges location:** Physically present
  - **Judging strategy:** Non-conference
  - **Things to Consider:** Biosecurity Measures

Schedule times for exhibit drop-offs prior to judging. On day of judging, judges are spread throughout available space. Limited number of people present (judges, 4-H staff, and volunteers). Institute biosecurity measures. Schedule pick up of items after event.

2. **Exhibits Present with Virtual Conference:** Judges present, exhibits present, 4-Hers NOT present
  - **Exhibit location:** Physically present
  - **4-Her location:** Virtual
  - **Judges location:** Physically present
  - **Judging strategy:** Individual Conference
  - **Things to Consider:** Biosecurity Measures and Virtual Submission Strategy

Schedule times for exhibit drop offs prior to judging and pick up of items after judging. On day of judging, judges are spread throughout available space. Limited number of people present (judges, 4-H staff, and volunteers). Conference judging where judges view items in person, 4-Her either phones in via telephone, or is conferenced in via ZOOM. Note takers record comments. Institute biosecurity measures.

3. **Virtual with Judge Present:** Judges present, exhibits NOT present, 4-Hers NOT present
  - **Exhibit location:** Virtual
  - **4-Her location:** Virtual
  - **Judges location:** Physically present
  - **Judging strategy:** Individual Conference or Group Conference
  - **Things to Consider:** Biosecurity Measures and Virtual Submission Strategy

4-Hers must submit photos and/or videos of exhibits. Use virtual platforms to collect required information during registration (FairEntry, Qualtrics, FlipGrid, etc). Limited number of people present (judges, 4-H staff, and volunteers). Individual conference judging where judges view photos and videos (with Extension staff present to aid and answer questions). 4-Hers phone in via telephone or conferenced in via ZOOM and may be in the waiting room while other 4-Hers are being judged. Note takers record comments, moderator times each individual judging and transitions to next 4-Her. Institute biosecurity measures.

## Judging Strategies

### Virtual Options

1. **Virtual with Individual Conference:** No judges present, no exhibits present, no 4-Hers present
  - **Exhibit location:** Virtual
  - **4-Her location:** Virtual
  - **Judges location:** Virtual
  - **Judging strategy:** Individual Conference
  - **Things to Consider:** Virtual Submission Strategy



















4-Hers must submit photos and/or videos of exhibits AS WELL AS write-ups. Use virtual platforms to collect required information during registration (FairEntry, Qualtrics, FlipGrid, etc). Conference judging takes place virtual, judges views photos/videos, 4-Her is called or is conferenced via ZOOM. Note takers record comments.

2. **Virtual with Group Conference:** No judges present, no exhibits present, no 4-Hers present
  - **Exhibit location:** Virtual
  - **4-Her location:** Virtual
  - **Judges location:** Virtual
  - **Judging strategy:** Group Conference
  - **Things to Consider:** Virtual Submission Strategy

4-Hers must submit photos and/or videos of exhibits. Use virtual platforms to collect required information during registration (FairEntry, Qualtrics, FlipGrid, etc). Group conference judging conducted virtually where judge views photos/videos and conferences 4-Hers by phone or via ZOOM. Several 4-Hers are present together with judge, note taker and moderator. May choose to have 4-Hers participate in each interview or may direct youth to be in the waiting room while other 4-Hers are being judged. Note takers record comments, moderator times each individual judging and transitions to next 4-Her. May share screen so that all present can view exhibit being judged.

3. **Judges and Exhibits Virtual:** No judges present, no exhibits present, no 4-Hers present
  - **Exhibit location:** Virtual
  - **4-Her location:** Virtual
  - **Judges location:** Virtual
  - **Judging strategy:** Non-conference
  - **Things to Consider:** Virtual Submission Strategy

4-Hers must submit photos and/or videos of exhibits AS WELL AS write-ups. Use virtual platforms to collect required information during registration (FairEntry, Qualtrics, FlipGrid, etc). Judges conduct non-conference judging virtually, distributing comments afterward. Schedule pick up of items after fair.

	Exhibit Location	4-Her Location	Judge Location	Judging Style	Things to Consider
<b>Hybrid 1:</b> Exhibits and Judges Present	Present 	Not Present 	Present 	Non-Conference	Biosecurity
<b>Hybrid 2:</b> Exhibits Present with Virtual Conference	Present 	Virtual 	Present 	Individual Conference	Biosecurity
<b>Hybrid 3:</b> Virtual with Judge Present	Virtual 	Virtual 	Present 	Individual or Group Conference	Biosecurity and Virtual Submission
<b>Virtual 1:</b> Virtual with Individual Conference	Virtual 	Virtual 	Virtual 	Individual Conference	Virtual Submission
<b>Virtual 2:</b> Virtual with Group Conference	Virtual 	Virtual 	Virtual 	Group Conference	Virtual Submission
<b>Virtual 3:</b> Judges and Exhibits Virtual	Virtual 	Not Present 	Virtual 	Non-Conference	Virtual Submission

## Other Considerations and Discussion Points

### Types of Entry Files

- Talk to your livestock committee chairs and/or judges to see what may be needed for specific classes.

### Best Practices

- No matter what platform you use, consistent photo/video file naming will be vital in helping you locate items latter.
- Photos:
  - Market Animals: Minimum of 3 pictures. Side view (show side), Rear view, Front view.
- Video:
  - Typically a max. of 1 to 1 ½ minutes, uninterrupted, unedited, and taken horizontally.
  - Start with a picture of the ear tag if possible (for market animals), then zoom out to a front view; the profile (show side), rear view, then have the animal walk in a circle to see movement.
  - Explore options to check-out devices

### Entry Submission

- Set entry deadline for making entries and picture/video submission

### Best Practices

- Give clear instructions and expectations
  - For submission of photos/videos:
    - Where/how to upload
    - Format of photos/videos, expectations
      - Horizontal vs vertical, clothing, background, etc.
    - How photos/videos need to be titled/named
    - Can changes be made afterwards?

### Other considerations

- How/where will the entries be judged?
- What classes are you having and how will youth determine which classes they are in?

## Virtual Submission Strategies

There are several platforms available for virtual project entries (ie. pictures or videos). YouTube and Vimeo are common ways for youth to upload videos and submit link for entries and families are probably already familiar with these platforms. There are also several platforms for those entries to be submitted (ie. Qualtrics, FairEntry, FlipGrid).



**FairEntry:** has many features to collect photos of projects and upload write-ups. Unable to upload video at this time, but CAN upload link to a video (posted on Youtube or Vimeo).

Things to consider:

- VERY easy for counties already using FE, comes with instruction video, judges can access info directly through FE login.
- It is recommended that you add custom files for each photo angle you want youth to submit. You can do this under either the Department, Division, Class or Sub-Class. Make these required if youth need to upload these for judging. Select all photo types for ease of uploading for youth. For video either create a custom field that says "Put video hyperlink here" or instruct youth to add the hyperlink to the "Exhibit Description" field.

Resources

- [FairEntry help video](#)
- [FairEntry Price Guide](#)



**FlipGrid:** A free platform that allows videos up to 10 minutes and links to be uploaded. Feedback on videos can be provided using defined or custom criteria.

Things to consider:

- Submissions can be private or viewed by anyone given access.
- No email is required of youth; access is provided using a code unique to each individual.

Resources:

- [Flipgrid Educator's Guide](#)
- [Getting Started: Students](#)
- [Import or Upload a Custom Video](#)



**Qualtrics:** allows you to create a submission form which allows 4-Hers to upload photos, videos, and details about the project.

Things to consider:

- FREE, easy to use, and OCIO approved.
- You will need to share the project information with judges. An easy way to do that would set up separate folders on BuckeyeBox for each project area for judges to access.

Resources

- <https://lod.cfaes.ohio-state.edu/Qualtrics>



While some platforms allow for video file upload, not all do. Another option is for upload link to a video. An easy way to create a link is to use Youtube or Vimeo.

Things to consider:

- Make sure to think through how you will collect links and save them someplace that is easy to find.
- If using FairEntry, youth can add this link to 'entry description' or a custom field question. Using the reports tab, download the information needed for judging.
- If using another platform for entry collection, consider having a place where you can easily match up each hyperlink with an exhibit and exhibitor.

Resources

- [How to upload to YouTube from iPhone, iPad and iPod](#)
- [How to upload to YouTube from an Android phone](#)
- [How to upload to YouTube \(general\)](#)
- [How to upload to Vimeo](#)

## Other Considerations and Discussion Points

### Remember:

- If a county or independent ag society holds a virtual livestock show, **it is still considered an exhibition** and is required to be a partial terminal or terminal show (ORC 901-19-02).
- In a partial terminal show at least the grand champion and the reserve grand champion shall be slaughtered for market swine, lamb, beef steer, dairy steer, veal calf, or goat. The livestock shall be consigned to slaughter either at the conclusion of the show or immediately following the exhibition.
  - **Keep this in mind when determining whether to hold a virtual show vs judge for project completion**

Youth exhibiting and selling their market animals as part of a Junior Fair will still be required to adhere to drug residue avoidance measures, such as: completing withdrawal prior to slaughter, completing a Drug Use Notification Form (DUNF) on the required species, and submitting to drug/tissue testing if required.

### Setting Up Classes

- Are all classes still feasible? Or are some not doable in a virtual format?
  - Market/Breeding
  - Performance/Rate of Gain classes
  - Breeds
- Consider revising class rules for this year regarding things like required fair check-in weights or ADG (Average Daily Gain) for individual or pen market species.
  - Without a check in weight, can individual market animals be judged virtually by physical traits such as body width, length, depth, finish level, structure and balance?
- Can certain classes happen at a later event?
- Decide how you will split your classes and how you will gather and confirm this information and animal identification.
  - By Fair Weight? By Beginning Weight?
    - How will you handle no fair weight?
  - By Birthdate?
  - By Breed?
    - Breed/registered classes consider photo or PDF upload of registration papers or tattoo
- Showmanship classes – Possible using a video. Consider a pattern for each age group to utilize.
- New classes or competitions to replace classes not offered due to a virtual format
  - Video log of housing, care and management, husbandry
  - Video classes on fitting, setting up the animal
  - Video classes with a list of knowledge-based questions from the judge that each member answers by video submission

### Judging Classes

- May want to survey judges prior to event to access:
  - If they would like to participate in virtual exhibition options
  - If they have the skills to participate in virtual exhibition options
- Does timeframe for evaluation and results need to be altered?
  - If timeframe is extended, will there be additional costs?
  - Who will pay for the additional costs?
- Do judges have internet access?
  - What support would they need to utilize the technology/platform you are using?
- Could you assign a tech savvy volunteer to the judge to navigate the platform for them via video conference and shared screens?
- Clear expectations of duties
  - For example: View the videos, list the ranking of the projects, list the ribbon color of each project, provide a 20-word (or less) reason for the ranking or ribbon color, submit the ranking and information back to the County 4-H Professional
- How will you share results?
  - Placings only? Judge's comments and reasoning for class placings?
  - Is there an option to view? Live feed/recording of judging classes? Assembled video clips in class order with judges reasoning as a voice over that could be shared on YouTube or another platform?
  - YouTube channel, social media, newspaper, email, mailed paper evaluation from judge (do you have appropriate publicity release?)

### Awards

- Consider Class or Breed Champions versus Overall Grand or Show Champions due to the limited scope of information available to the judge
- Class awards
  - Will ribbons and premiums be handled normally or do you want to consider across the board awards like gift cards?
  - Who is covering ribbon premiums and is this still an option for that entity? Can you consider a different supporter?
  - Consider whether trophies will be disbursed, Champion banners etc.
- How will the awards be dispersed?
  - Mail, later ceremony, etc.

## Examples of Virtual Show/Sale Options\*

- [Virtual Livestock Show](#)
- [FairEntry](#)
- [Virtual Cattle Battle](#)
- [SCOnline](#)
- [BW Final Drive Youth Auctions](#)

## Examples of animal project entries taken from Virtual 4-H Fair Exhibit Tips, Purdue University

Project	Exhibit	Suggestions
Beef  Animal Evaluation	Image of Front View  Image of Side View  Image of Rear View	Present animal as you would for the show ring. Photos should be taken horizontally (landscape mode). Take photos in a well-lit area located outside. Try to reduce as many shadows and glares as possible. Make sure animal is not standing in tall grass or deep shavings etc. <b>Photos should not be altered or edited.</b> 4-H member should be in at least one image of the animal, and should also be dressed appropriately for the show ring.
Cat  Costume	Image of cat in costume	Take the photo in a well-lit area. Try to reduce as many shadows and glares as possible. Be sure the entire cat cage is visible in the photo. 4-H Member should be present in a photo.
Dairy Showmanship	Image ,video (2-3 minutes, or PowerPoint presentation (5 slides or less) of youth setting animal up	Image, video, or presentation should show youth showing the animal. Purpose of the content is for the youth to share the message of what they have learned about their project and the industry represented.
Dog  Animal Evaluation	Poster	Take the photo in a well-lit area. Try to reduce as many shadows and glares as possible. Be sure the entire poster is visible in the photo.
Dog	Video or photo of 4-H member with dog demonstrating an exercise or an excerpt of what the 4-H Member has learned about dogs.	Take footage in a well-lit area. Try to reduce as many shadows and glares as possible. 4-H Member should be present in in photo/video.
Llama /Alpaca Obstacle	Design an obstacle course via 4-H member's choice of media (photo, poster, presentation)	Exhibit should define the purpose of the obstacle and include the details of what material would be used in replicating. Additional information should illustrate how to make desensitize llama/ alpaca to objects in the obstacle.

**Sources:** Virtual 4-H Fair Exhibit Tips (2020), Purdue University; Judging Strategies: Considerations for Virtual and Alternative Fairs (2020), Iowa State University; Virtual Fair Considerations: Livestock Exhibits (2020), Iowa State University and used with permission.

\*Any platforms, virtual sale/show options listed in this document are purely informational. Their mention is not an endorsement of any kind.